

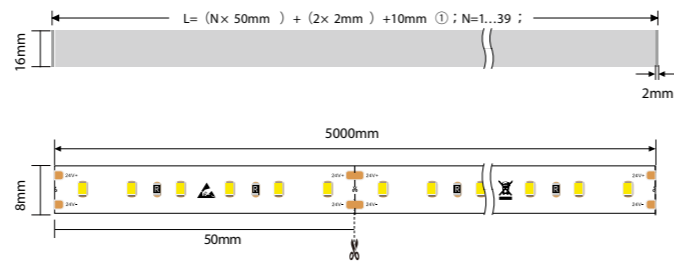
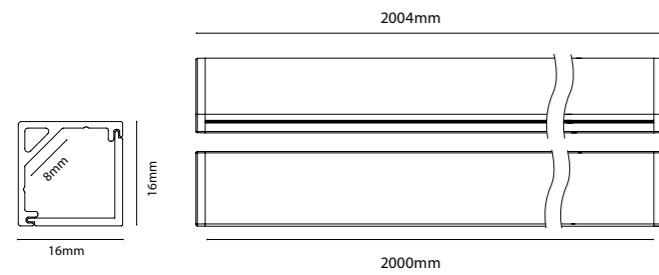

Chain GLG Series



GLG 1616K



- Super narrow and thin, applicable to small spaces
- "Dot-free" lighting source producing homogeneous & soft lights
- Aluminum profile with excellent heat dissipation performance
- High quality surface treatment and PC diffuser
- Close-fitting design without screws, optional end caps with or without holes



① For wiring

Profile flexible cutting size:

$$L_{min} = (1 \times 50mm) + (2 \times 2mm) + 10mm \text{ ①} = 64mm$$

$$L_{max} = (39 \times 50mm) + (2 \times 2mm) + 10mm \text{ ①} = 1964mm$$

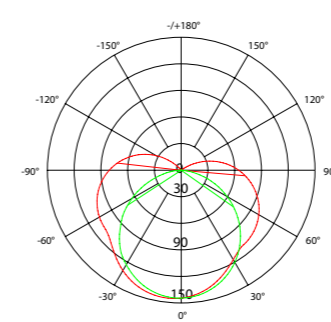


Profile Components ①		
Profile × 1	PR-GLG1616K 16× 16× 2000mm	
End cap × 4	EC-GLG1616KSN 16× 16× 6.5mm	
Diffuser × 1	CV-GLG1616K 14.6× 14.6× 2000mm	
Mounting clip × 4	GCP-13 15× 17× 17mm	

Optional Accessories		
End cap with hole × 2	EC-GLG1616KSH 16× 16× 6.5mm	

① Parts of profile components can be purchased separately
② The luminous flux is the testing result of 4000K product

PHOTOMETRIC OF 1M LUMINAIRE (D6120H-24V-8mm)



Height	Eavg, Emax	Angle: 175.00deg	Diameter
1m	0.2027, 144.6lx		4580.75cm
2m	0.0507, 36.16lx		9161.50cm
3m	0.0225, 16.07lx		13742.26cm
5m	0.0081, 5.78lx		22903.76cm
7m	0.0041, 2.95lx		32065.26cm

Lighting Source and Power Supply

Flexible Strip

Model	CRI	Lumens ②	Voltage	Typ.power	Size	LEDs/m	Cutting unit
GD6120L-24V-8mm	>90	550LM/m	24V	6W/m	5000 × 8× 1.2mm	120LEDs	6LEDs/50mm
GD6120H-24V-8mm	>90	1050LM/m	24V	13W/m	5000 × 8× 1.2mm	120LEDs	6LEDs/50mm

Power Supply

Model	Size	Input voltage	Input current	Output voltage	Output power	Dimming method	Power factor
GESD-V24-025S	330 × 21× 20mm	100-277VAC 50/60Hz	0.35A Max	24VDC	25W	PWM, 0-10V, Resistor	>0.95
GESD-V24-065S	363 × 34.5 × 22.5mm	100-277VAC 50/60Hz	1.0A Max	24VDC	65W	PWM, 0-10V, Resistor	>0.95
GSN-V24-065S	400 × 24.5 × 22mm	200-240VAC 50/60Hz	0.4A Max	24VDC	65W	on/off	>0.95
GESD-V24-100S	390 × 38 × 28.5mm	100-277VAC 50/60Hz	1.6A Max	24VDC	100W	PWM, 0-10V, Resistor	>0.95
GSN-V24-100S	420 × 30.5 × 26mm	200-240VAC 50/60Hz	0.6A Max	24VDC	100W	on/off	>0.95

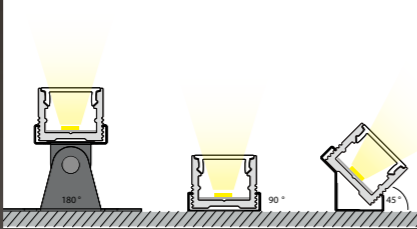
Controller

Model	Size	Input voltage	Load power	Working temperature	Detecting distance
GCM1-R1D-B1	64.5 × 16× 13mm	12V-24V	30W/60W(12V/24V)	-20 ° ~-40 °	5-8cm
GCM2-C1D-B1	64.5 × 16× 13mm	12V-24V	30W/60W(12V/24V)	-20 ° ~-40 °	-
GCM3-C2DT-B1	64.5 × 16× 13mm	12V-24V	25W/50W(12V/24V)	-20 ° ~-40 °	-


Furniture Lighting



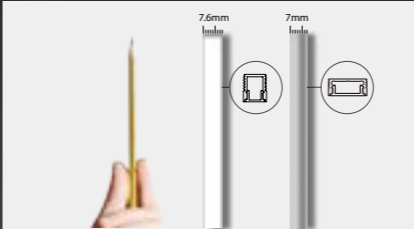
Dot-free Light Source:
Perfect homogenous lighting distribution.



Multiple Emission Angles:
45°, 90°, or 0-180° adjustable



Various Diffusers:
Several optional diffusers; Various shapes and light distribution.



Small size for various application:
Super slim and compact