

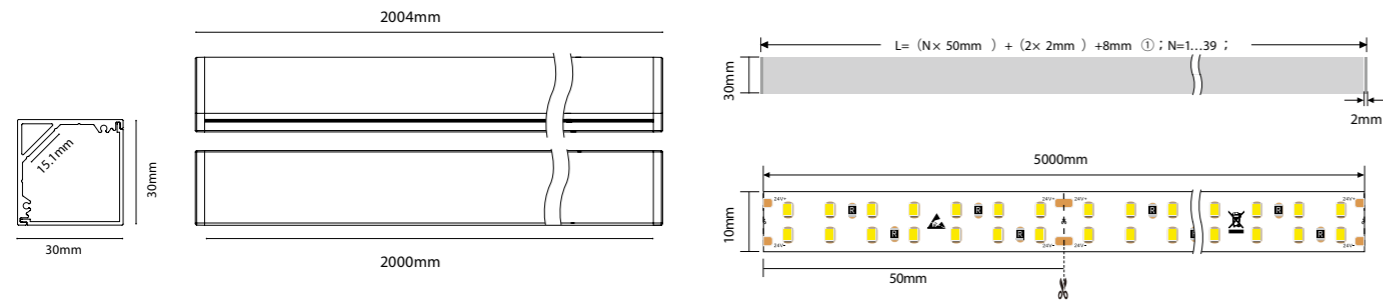

# Chain GLG Series



## GLG 3030K



- Designed in a right angle to fit in different wall corners
- "Dot-free" lighting source producing homogeneous & soft lights
- Aluminum profile with excellent heat dissipation performance
- High quality surface treatment and PC diffuser
- Optional end caps with or without hole



① For wiring

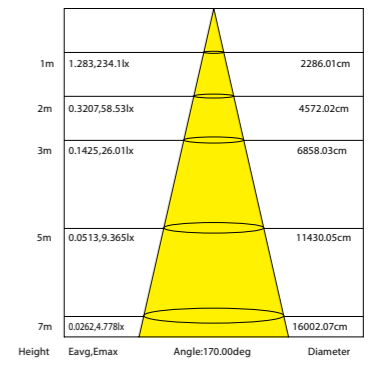
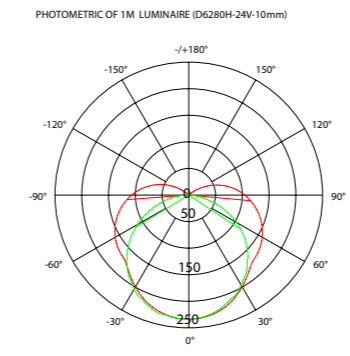
Profile flexible cutting size:  
 $L_{min} = (1 \times 50mm) + (2 \times 2mm) + 8mm \text{ ①} = 62mm$   
 $L_{max} = (39 \times 50mm) + (2 \times 2mm) + 8mm \text{ ①} = 1962mm$



Profile Components ①		
Profile × 1	PR-GLG3030K(B) 30 × 30 × 2000mm	
End cap × 4	EC-GLG3030K(B)SN 30 × 30 × 5mm	
Diffuser × 1	CV-GLG3030K(B) 29.2 × 29.2 × 2000mm	
Mounting clip × 4	GCP-14 3 × 3 × 14mm	

Optional Accessories		
End cap with hole × 2	EC-GLG3030K(B)SH 30 × 30 × 5mm	

① Parts of profile components can be purchased separately  
 ② The luminous flux is the testing result of 4000K product



### Lighting Source and Power Supply

Flexible Strip							
Model	CRI	Lumens ②	Voltage	Typpower	Size	LEDs/m	Cutting unit
GD6280L-24V-10mm	>90	850LM/m	24V	8W/m	5000 × 10 × 1.2mm	280LEDs	14LEDs/50mm
GD6280H-24V-10mm	>90	1600LM/m	24V	15W/m	5000 × 10 × 1.2mm	280LEDs	14LEDs/50mm

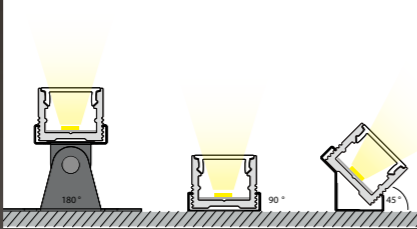
Power Supply							
Model	Size	Input voltage	Input current	Output voltage	Output power	Dimming method	Power factor
GESD-V24-025S	330 × 21 × 20mm	100-277VAC 50/60Hz	0.35A Max	24VDC	25W	PWM, 0-10V, Resistor	>0.95
GESD-V24-065S	363 × 34.5 × 22.5mm	100-277VAC 50/60Hz	1.0A Max	24VDC	65W	PWM, 0-10V, Resistor	>0.95
GSN-V24-065S	400 × 24.5 × 22mm	200-240VAC 50/60Hz	0.4A Max	24VDC	65W	on/off	>0.95
GESD-V24-100S	390 × 38 × 28.5mm	100-277VAC 50/60Hz	1.6A Max	24VDC	100W	PWM, 0-10V, Resistor	>0.95
GSN-V24-100S	420 × 30.5 × 26mm	200-240VAC 50/60Hz	0.6A Max	24VDC	100W	on/off	>0.95

Controller					
Model	Size	Input voltage	Load power	Working temperature	Detecting distance
GCM1-RID-B1	64.5 × 16 × 13mm	12V-24V	30W/60W(12V/24V)	-20° ~ 40°	5-8cm
GCM2-CID-B1	64.5 × 16 × 13mm	12V-24V	30W/60W(12V/24V)	-20° ~ 40°	-
GCM3-CZDF-B1	64.5 × 16 × 13mm	12V-24V	25W/50W(12V/24V)	-20° ~ 40°	-


# Furniture Lighting



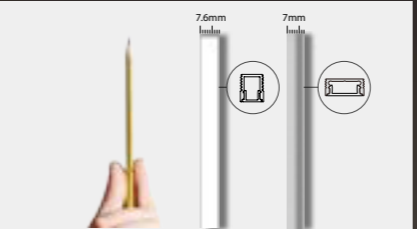
Dot-free Light Source:  
Perfect homogenous lighting distribution.



Multiple Emission Angles:  
45°, 90°, or 0-180° adjustable



Various Diffusers:  
Several optional diffusers; Various shapes and light distribution.



Small size for various application:  
Super slim and compact