

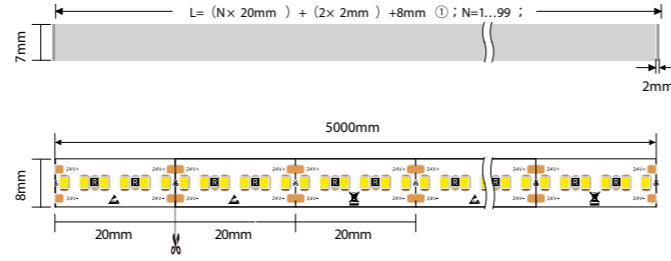
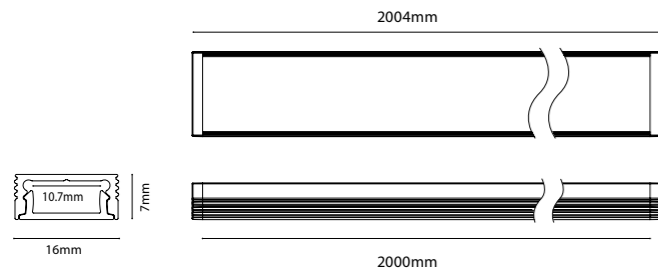

# Chain GLS Series



## GLS 1607



- Super narrow and thin, applicable to small spaces
- "Dot-free" lighting source producing homogeneous & soft lights
- Aluminum profile with excellent heat dissipation performance
- High quality surface treatment and PC diffuser
- Close-fitting design without screws, optional end caps with or without holes
- Optional fixed clips for light angel adjustment as you wish



① For wiring


### Profile flexible cutting size:

$$L_{min} = (1 \times 20mm) + (2 \times 2mm) + 8mm \text{ ①} = 32mm$$

$$L_{max} = (99 \times 20mm) + (2 \times 2mm) + 8mm \text{ ①} = 1992mm$$

### Recommended grooving size:

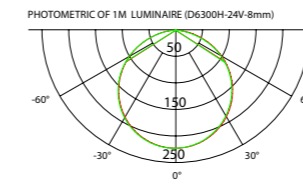
$$W=17mm, H=7.5mm$$



Profile Components ①		
Profile × 1	PR-GLS1607 16× 7× 2000mm	
End cap × 4	EC-GLS1607SN 16× 7× 6mm	
Diffuser × 1	CV-GLS1607 14.7× 4.5× 2000mm	
Mounting clip × 4	GCP-04 17.8× 15× 4.5mm	

Optional Accessories		
End cap with hole × 2	EC-GLS1607SH 16× 7× 6mm	
45° mounting clip	GCP-05 15.6× 12× 16.1mm	
0-180° adjustable mounting clip	GCP-06 35× 17.7× 21.4mm	

- ① Parts of profile components can be purchased separately
- ② The luminous flux is the testing result of 4000K product



Height	Eavg, Emax	Angle: 115.00deg	Diameter
1m	61.36, 224.7lx		313.94cm
2m	15.34, 56.17lx		627.87cm
3m	6.818, 24.96lx		941.81cm
5m	2.454, 8.986lx		1569.69cm
7m	1.252, 4.585lx		2197.56cm

### Lighting Source and Power Supply

#### Flexible Strip

Model	CRI	Lumens ②	Voltage	Typ.power	Size	LEDs/m	Cutting unit
GD6300L-24V-8mm	>90	750LM/m	24V	8W/m	5000 × 8× 1.2mm	300LEDs	6LEDs/20mm
GD6300H-24V-8mm	>90	1200LM/m	24V	13W/m	5000 × 8× 1.2mm	300LEDs	6LEDs/20mm

#### Power Supply

Model	Size	Input voltage	Input current	Output voltage	Output power	Dimming method	Power factor
GESD-V24-025S	330 × 21 × 20mm	100-277VAC 50/60Hz	0.35A Max	24VDC	25W	PWM, 0-10V, Resistor	>0.95
GESD-V24-065S	363 × 34.5 × 22.5mm	100-277VAC 50/60Hz	1.0A Max	24VDC	65W	PWM, 0-10V, Resistor	>0.95
GSN-V24-065S	400 × 24.5 × 22mm	200-240VAC 50/60Hz	0.4A Max	24VDC	65W	on/off	>0.95
GESD-V24-100S	390 × 38 × 28.5mm	100-277VAC 50/60Hz	1.6A Max	24VDC	100W	PWM, 0-10V, Resistor	>0.95
GSN-V24-100S	420 × 30.5 × 26mm	200-240VAC 50/60Hz	0.6A Max	24VDC	100W	on/off	>0.95

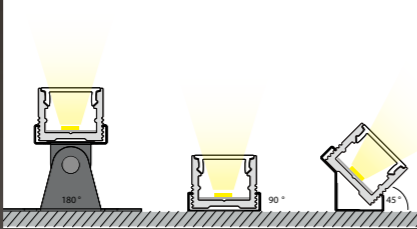
#### Controller

Model	Size	Input voltage	Load power	Working temperature	Detecting distance
CM1-R1D-B1	64.5 × 16 × 13mm	12V-24V	30W/60W(12V/24V)	-20° ~ -40°	5-8cm
CM2-C1D-B1	64.5 × 16 × 13mm	12V-24V	30W/60W(12V/24V)	-20° ~ -40°	-
CM3-C2DT-B1	64.5 × 16 × 13mm	12V-24V	25W/50W(12V/24V)	-20° ~ -40°	-


# Furniture Lighting



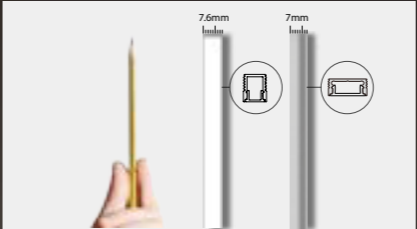
Dot-free Light Source:  
Perfect homogenous lighting distribution.



Multiple Emission Angles:  
45°, 90°, or 0-180° adjustable



Various Diffusers:  
Several optional diffusers; Various shapes and light distribution.



Small size for various application:  
Super slim and compact