


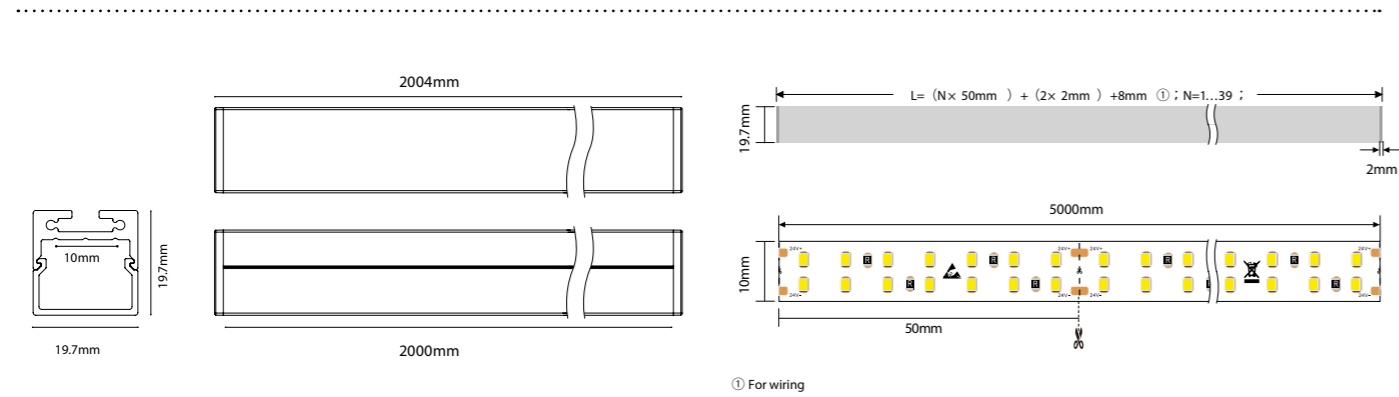

# Chain GLS Series



## GLS 1911K



- "Dot-free" lighting source producing homogeneous & soft lights
- Aluminum profile with excellent heat dissipation performance
- High quality surface treatment and PC diffuser
- Optional end caps with or without hole
- Free & flexible connection



Profile flexible cutting size:  
 $L_{min} = (1 \times 50\text{mm}) + (2 \times 2\text{mm}) + 8\text{mm} \text{ ①} = 62\text{mm}$   
 $L_{max} = (39 \times 50\text{mm}) + (2 \times 2\text{mm}) + 8\text{mm} \text{ ①} = 1962\text{mm}$   
 Recommended grooving size:  
 $W=21\text{mm}$  ,  $H=11\text{mm}$

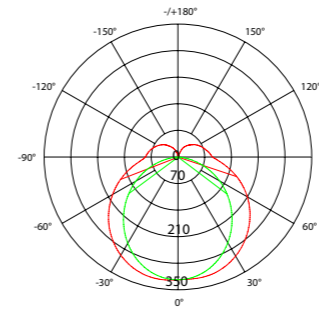


Profile Components ①		
Profile × 1	PR-GLS1911(B) 19.7× 11.8 2000mm	
End cap × 4	EC-GLS1911K(B)SN 19.7× 19.7× 5mm	
Diffuser × 1	CV-GLS1911K(B) 19.7×10.6×2000mm	
Mounting clip × 4	GCP-07 38 × 15× 4.5mm	

Optional Accessories		
End cap with hole × 2	EC-GLS1911K(B)SH 19.7× 19.7× 5mm	
Pendant cable (with junction box)	GPY-SSXX 2m/4m	
Pendant cable	GPN-SXX 2m/4m	
180° extender	GEX-05 55 × 10× 2mm	

①Parts of profile components can be purchased separately  
 ②The luminous flux is the testing result of 4000K product

PHOTOMETRIC OF 1M LUMINAIRE (D6280H-24V-10mm)



Height	Eavg,Emax	Angle:105.00deg	Diameter
1m	118.2,323.1lx		260.65cm
2m	29.56,80.77lx		521.29cm
3m	13.14,35.90lx		781.94cm
5m	4.729,12.92lx		1303.23cm
7m	2.413,6.593lx		1824.52cm

### Lighting Source and Power Supply

Flexible Strip							
Model	CRI	Lumens ②	Voltage	Typ.power	Size	LEDs/m	Cutting unit
GD6280L-24V-10mm	>90	850LM/m	24V	8W/m	5000 × 10× 1.2mm	280LEDs	14LEDs/50mm
GD6280H-24V-10mm	>90	1600LM/m	24V	15W/m	5000 × 10× 1.2mm	280LEDs	14LEDs/50mm

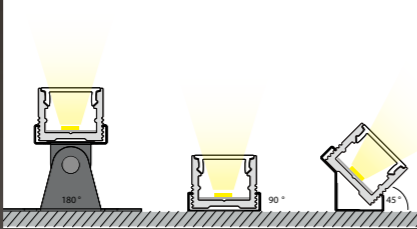
Power Supply							
Model	Size	Input voltage	Input current	Output voltage	Output power	Dimming method	Power factor
GESD-V24-025S	330 × 21× 20mm	100-277VAC 50/60Hz	0.35A Max	24VDC	25W	PWM , 0-10V , Resistor	>0.95
GESD-V24-065S	363 × 34.5 × 22.5mm	100-277VAC 50/60Hz	1.0A Max	24VDC	65W	PWM , 0-10V , Resistor	>0.95
GSN-V24-065S	400 × 24.5 × 22mm	200-240VAC 50/60Hz	0.4A Max	24VDC	65W	on/off	>0.95
GESD-V24-100S	390 × 38 × 28.5mm	100-277VAC 50/60Hz	1.6A Max	24VDC	100W	PWM , 0-10V , Resistor	>0.95
GSN-V24-100S	420 × 30.5 × 26mm	200-240VAC 50/60Hz	0.6A Max	24VDC	100W	on/off	>0.95

Controller						
Model	Size	Input voltage	Load power	Working temperature	Detecting distance	
GCM1-R1D-B1	64.5 × 16× 13mm	12V-24V	30W/60W(12V/24V)	-20° ~40°	5~8cm	
GCM2-C1D-B1	64.5 × 16× 13mm	12V-24V	30W/60W(12V/24V)	-20° ~40°	-	
GCM3-C2DT-B1	64.5 × 16× 13mm	12V-24V	25W/50W(12V/24V)	-20° ~40°	-	


# Furniture Lighting



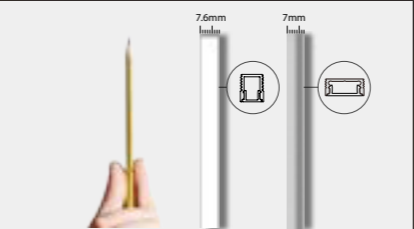
Dot-free Light Source:  
Perfect homogenous lighting distribution.



Multiple Emission Angles:  
45°, 90°, or 0-180° adjustable



Various Diffusers:  
Several optional diffusers; Various shapes and light distribution.



Small size for various application:  
Super slim and compact