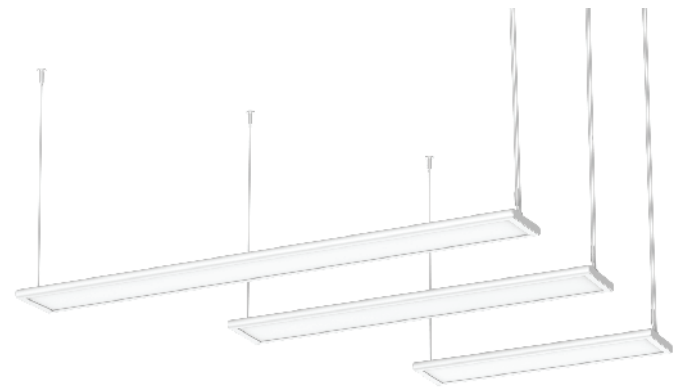




greenlux
cost reduction LED lighting

Nova Suspended Up/Down LED Panel Light



- Unique transparent & curved design
- Creating a brilliant lighting atmosphere
- Up/Down Suspended, 40% lumen upwards, 60% lumen downwards
- Anti-glare, low heat generation
- High quality SMD chipset
- High lumen output at 85lm/W
- High quality aluminum profile with opal diffuser, excellent cooling effect
- IP40 Rated
- Applications offices, convention centres, hotels, large retail stores, schools & hospitals etc.

Specifications

Colour Range	3000-5700K
Input Voltage	AC 100 ~ 240V
Power Factor	>0.9
Beam angle	270°
CRI	>80
Driver	Class II SAA

Housing Material	Aluminum
-------------------------	----------

Housing Color	White / Black / Silver
----------------------	------------------------

Dimensions (mm)	Power	Lumens	
	20W	1700W	600*150*19
30W	2550W	900*150*19	
45W	3825W	1200*150*19	

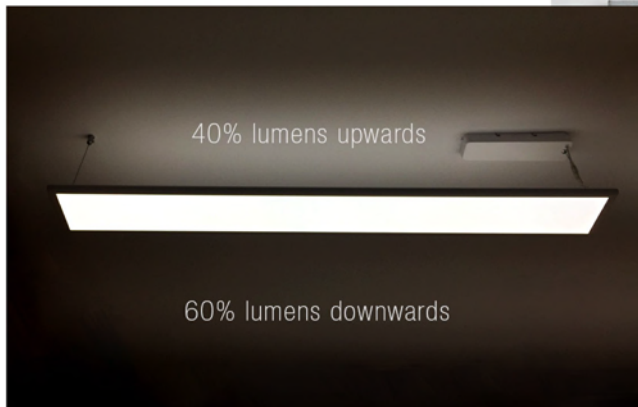


UNIQUE ROUND CURVED PROFILE

Appearance design looks fashionable and elegant



CREATING A BRILLIANT LIGHTING ATMOSPHER



DOUBLE-EMITTING LUMINAIRE DESIGNED

WITH 270° WIDE BEAM ANGLE



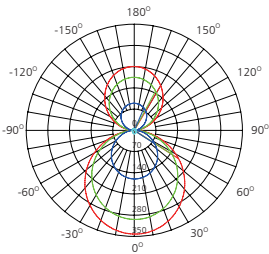
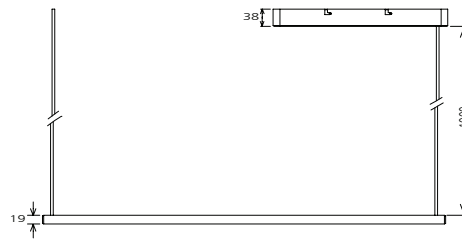
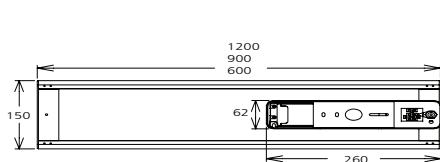




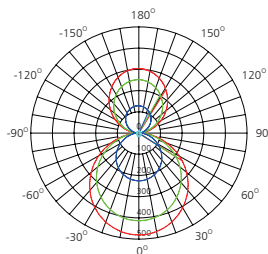
greenlux
cost reduction LED lighting

Nova Suspended Up/Down LED Panel Light

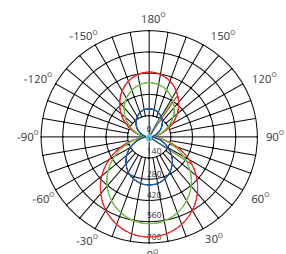
Dimensions & Photometrics



AVERAGE BEAM ANGLE (50%): 288.0DEG



AVERAGE BEAM ANGLE (50%): 288.7DEG



AVERAGE BEAM ANGLE (50%): 251.1DEG

Model#	Dimensions (mm)	Beam Angle	CCT	Lumens	Output	LED
GUNOV-20W	600*150*19	270°	3000-5700k	1700	500mA	SMD
GUNOV-30W	900*150*19	270°	3000-5700k	2550	700mA	SMD
GUNOV-45W	1200*150*19	270°	3000-5700k	3825	1050mA	SMD

