



**greenlux**  
cost reduction LED lighting

# Cree Square LED Wall Washer Downlight

Available in Multiple Wattages  
80% lumen maintenance at 50,000 hours

- Architectural Design
- Anti-glare, High CRI 90
- Triac / 0-10V / Dali Dimmable options
- High quality Epistar SMD chipset
- High light output
- High quality Aluminum housing
- IP20 rated
- 5 years warranty
- Applications include restaurants, offices, shops, schools, hotels & households. Also widely used for public areas such as stairways, lobby, receptions & corridors.

## Specifications

<b>Colour Range</b>	2700-6500k
<b>Power Consumption</b>	10W / 15W / 20W
<b>Lumen</b>	80lm/W
<b>Input Voltage</b>	AC 100-240V
<b>Beam angle</b>	56°
<b>CRI</b>	>90
<b>Power Factor</b>	>0.95
<b>Driver</b>	Class II
<b>Chipset</b>	Epistar SMD
<b>Dimmable</b>	Triac / 0-10V / Dali (options)



## Dimensions & Materials

<b>Product Dimensions (mm)</b>	133 * 133 * 70
<b>Cutout (mm)</b>	123 * 123
<b>Housing Material</b>	Aluminum Housing
<b>Housing Color</b>	White / Silver / Black

IES

LM80

RCM

SAA

IP20

TUV

CE

5 Yrs  
Warranty


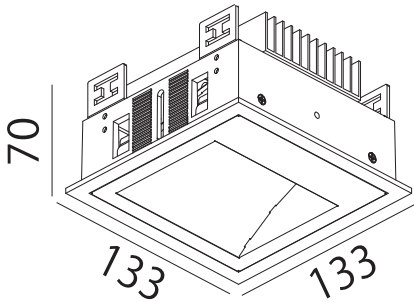
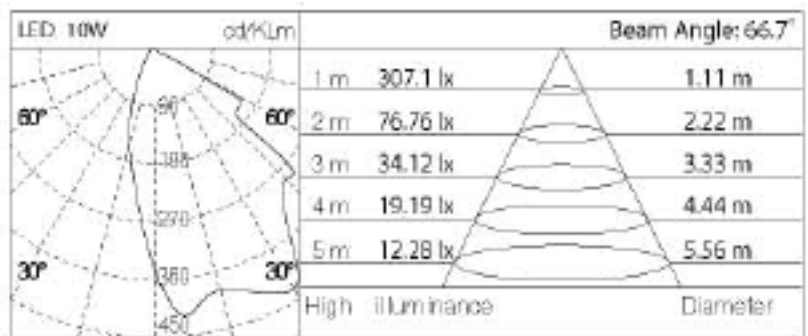


**greenlux**  
cost reduction LED lighting

# Cree Square LED Wall Washer Downlight

Available in Multiple Wattages  
80% lumen maintenance at 50,000 hours

## Dimensions & Photometrics



Model#	Dimensions (mm)	Cutout (mm)	Beam Angle	CCT	Lumens	Wattage	LED	Dimmer
GJCRE-10W-S					800	10W		Triac
GJCRE-15W-S	133*133*70	123*123	56°	2700-6500k	1200	15W	Epistar SMD	0-10V
GJCRE-20W-S					1600	20W		Dali