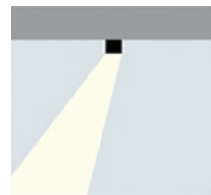
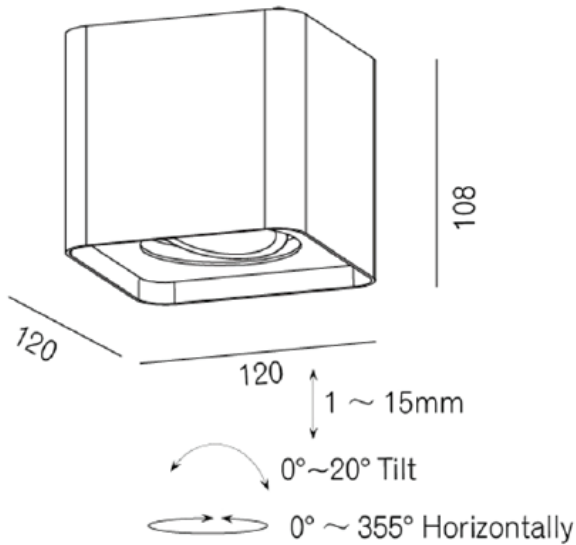




greenlux
cost reduction LED lighting

Jupiter Series Surface Mounted 02 LED Downlight

Available in Multiple Wattages
80% lumen maintenance at 50,000 hours



- Vertically adjustable and horizontally rotatable
- Dimmable and Non-Dimmable option available
- COB LED chips with high luminous flux
- Aluminum profile provides excellent thermal dissipation
- Applications include restaurants, offices, shops, schools, hotels & households. Also widely used for public areas such as stairways, lobby, receptions & corridors.

Specifications

| | |
|--------------------------|-----------------------|
| Colour Range | 2700-5000k |
| Power Consumption | 10W |
| Lumen | 900lm |
| Input Voltage | AC 100-240V |
| Beam angle | 15° / 25° / 36° / 60° |
| CRI | >90 |

| | |
|--------------------------|----------------------|
| Power Factor | >0.9 |
| Chipset | COB |
| Driver | Class II |
| Dimmable (option) | Triac / 1-10V / DALI |

Dimensions & Materials

| | |
|--------------------------------|------------------------|
| Product Dimensions (mm) | 120*120*108 |
| Housing Material | Die-casting Aluminum |
| Housing Color | White / Silver / Black |

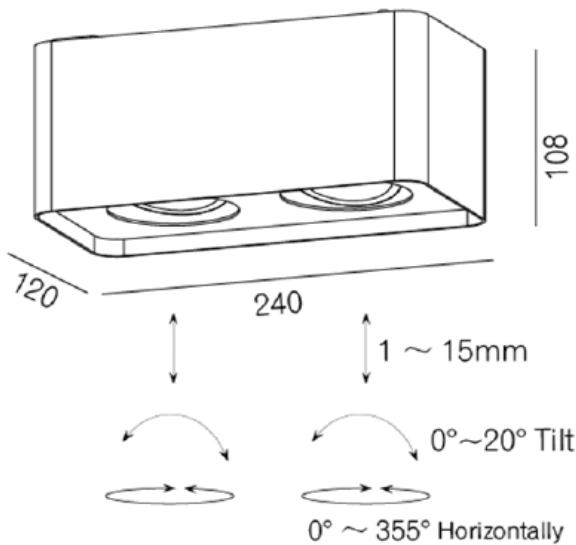




greenlux
cost reduction LED lighting

Jupiter Series Surface Mounted 02 LED Downlight

Available in Multiple Wattages
80% lumen maintenance at 50,000 hours



- Vertically adjustable and horizontally rotatable
- Dimmable and Non-Dimmable option available
- COB LED chips with high luminous flux
- Aluminum profile provides excellent thermal dissipation
- Applications include restaurants, offices, shops, schools, hotels & households. Also widely used for public areas such as stairways, lobby, receptions & corridors.

Specifications

| | |
|--------------------------|-----------------------|
| Colour Range | 2700-5000k |
| Power Consumption | 2*10W |
| Lumen | 1800lm |
| Input Voltage | AC 100-240V |
| Beam angle | 15° / 25° / 36° / 60° |
| CRI | >90 |



| | |
|--------------------------|----------------------|
| Power Factor | >0.9 |
| Chipset | COB |
| Driver | Class II |
| Dimmable (option) | Triac / 1-10V / DALI |

Dimensions & Materials

| | |
|--------------------------------|------------------------|
| Product Dimensions (mm) | 120*240*108 |
| Housing Material | Die-casting Aluminum |
| Housing Color | White / Silver / Black |

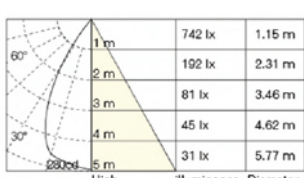

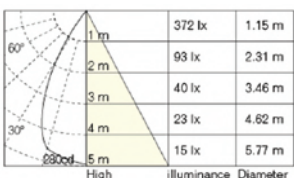

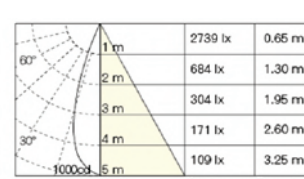

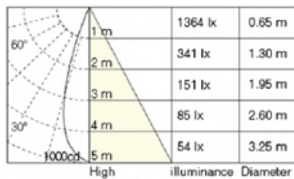
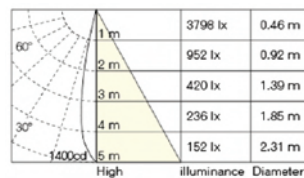

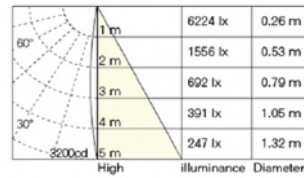

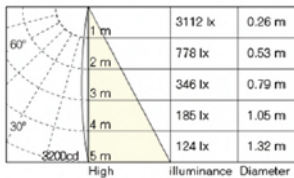




greenlux
cost reduction LED lighting

Jupiter Series Surface Mounted 02 LED Downlight

Available in Multiple Wattages
80% lumen maintenance at 50,000 hours



| Model# | Dimensions (mm) | Beam Angle | CCT (k) | Lumens | Wattage | LED | Driver Gear (option) |
|---------------|-----------------|-----------------|----------------|--------|---------|-----|---------------------------------|
| GVJUP-10W-S02 | 120*120*108 | 15°/25°/36°/60° | 3000k 4000k | 900 | 10W | COB | Non-Dimmable Triac Dimmable |
| GVJUP-20W-S02 | 120*240*108 | 15°/25°/36°/60° | 5000k | 1800 | 2*10W | | 0-10V Dimmable DALI Dimmable |