


Lunar Large LED Downlight IP65

Available in Multiple Wattages & Sizes
80% lumen maintenance at 50,000 hours

- IP65 Wet area LED Downlight
- 90 beam angle
- No UV or IR rays. No mercury
- Replaces traditional recessed lights
- High quality Epistar chipset
- High lumen output
- High quality Aluminum housing
- Australian Standard Safety Driver + AU Plug
- 3 Years Warranty
- Applications include shops, hotels, restaurants, offices, galleries, exhibiton buildings, particularly wet and damp environments

Specifications

Colour Range	3000-5000k
Luminous Flux	95lm/W
Power Consumption	19W / 26W / 30W / 36W
Input Voltage	AC 100V ~ 240V
Output Voltage	DC 33V ~ 36V
Beam angle	90°
Ra	>85
Power Factor	>0.95
Chipset	Epistar
Driver	Class II
Dimmable	Triac / 0-10V / Dali (options)



Dimensions & Materials

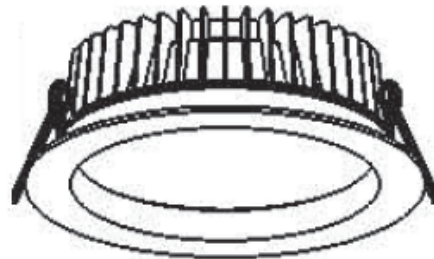

	Cutout	
Dimensions (mm)	Ø160*57	140
	Ø190*62	175
	Ø215*65	195
	Ø230*65	210
Housing Material	Aluminum Alloy	
Reflector	1090 Aluminum, polished anodizing & frosted diffuser	
Housing Colour	Matte White Silver & Black (option)	





greenlux
cost reduction LED lighting

Lunar **Large** LED Downlight IP65



Model#	Dimensions (mm)	Cutout (mm)	Beam Angle	CCT	Lumens	Wattage	LED	Dimmer
GDLUN-19W	Ø160*57	Ø140	90°	3000K~5000K	1805	19W	Epistar	
GDLUN-26W	Ø190*62	Ø175	90°	3000K~5000K	2470	26W	Epistar	Triac
GDLUN-30W	Ø215*65	Ø195	90°	3000K~5000K	2850	30W	Epistar	0-10V
GDLUN-36W	Ø230*65	Ø210	90°	3000K~5000K	3420	36W	Epistar	Dali