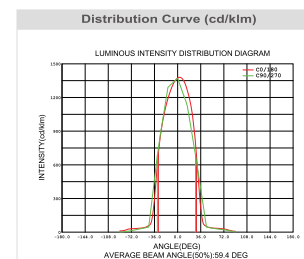
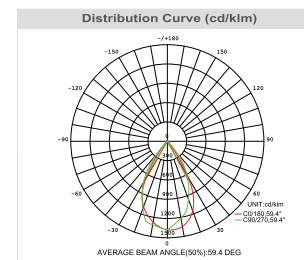


Ave 02 Series LED Tunnel Floodlight



One LED Driver for 30~300W



Two LED Driver for 300~600W



Specifications


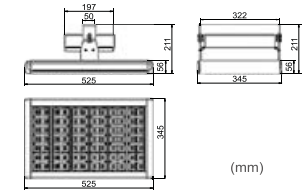
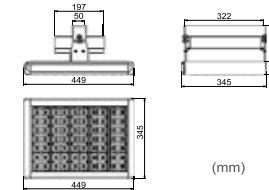
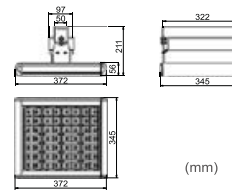
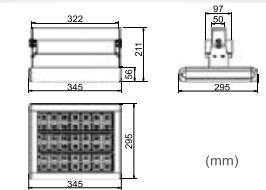
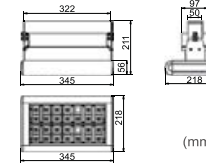
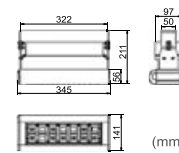
| | |
|--------------------------|-------------------------------|
| Colour Range | 3000-6500K |
| Power Consumption | 30W ~ 600W |
| Lumen | 105 / 125 / 135lm/W |
| Input Voltage | AC100 ~ 277V |
| Power Factor | >0.95 |
| Beam angle | 60° |
| CRI | 70 / 80 |
| Chipset | Philips/Osram/Lumileds/Cree |
| Driver | Philips/Meanwell/Inventronics |

| | |
|----------------------------|---------------------------------------|
| Intelligent Control | PLC / Zigbee (option) |
| Housing Material | Pure Aluminium + PC + Stainless Steel |
| Heat Sink | Pure Aluminium Cold Forging Heat Sink |
| Dimmable | 0-10V/DALI/PMW (option) |
| Sensor | Motion/Photocell/Infrared (option) |
| Environment Temp. | - 40°C ~ +50°C |
| Humidity | 20 ~ 95%RH |



Ave 02 Series LED Tunnel Floodlight

- 30 ~ 600W for option
- Professional optical design, precise light distribution, low light glare
- Easy maintenance module design
- Long Life Span up to 50,000hrs
- IP65 for indoor & outdoor location
- High quality PHILIPS / OSRAM / LUMILEDS / CREE chipset
- High quality PHILIPS / MEAN WELL / INVENTRONICS chipset
- High lumen output up to 135lm/W
- High quality aluminum alloy & PC with stainless steel housing
- High quality aluminum cold forging heat sink
- Applications include tunnels, subways and billboards



| MODEL | DIM DALI/ 0-10V/ PMW | Wattage (W) | Voltage (V) | Sensor Photocell/ Motion/ Infrared | CCT (k) | Lumen | Beam Angle (°) | Size (mm) (LxWxD) | Surface Colour | Weight (kg) |
|---------------|-------------------------------|----------------|----------------|---|------------|-------|----------------------|-------------------------|-------------------|----------------|
| GMAVE-60W-02 | Option | 60W | 100/277 | Option | 3000-6500 | 8100 | 60 | 141*345*211 | Black | 3.8 |
| GMAVE-120W-02 | Option | 120W | 100/277 | Option | 3000-6500 | 16200 | 60 | 218*345*211 | Black | 5.1 |
| GMAVE-180W-02 | Option | 180W | 100/277 | Option | 3000-6500 | 24300 | 60 | 295*345*211 | Black | 6.4 |
| GMAVE-240W-02 | Option | 240W | 100/277 | Option | 3000-6500 | 32400 | 60 | 372*345*211 | Black | 7.1 |
| GMAVE-300W-02 | Option | 300W | 100/277 | Option | 3000-6500 | 40500 | 60 | 449*345*211 | Black | 8.6 |
| GMAVE-360W-02 | Option | 360W | 100/277 | Option | 3000-6500 | 48600 | 60 | 525*345*211 | Black | 10.1 |