



greenlux
cost reduction LED lighting

Shoebox 02 LED Carpark/Street Light IP65



- Photocell or motion sensor options
- High lumen output 115lm/W
- High quality Die-casting Aluminum Alloy Housing
- Easy maintenance with independent chambers for light source and driver
- Anti-UV PC lens, shatterproof & waterproof
- Patent double anti-thunder design, to ensure the LED street light works well in bad weather
- Built-in thermal management system to reduce heat
- Applications include carpark, streets, tunnels, petrol stations, tennis court and stadiums



Specifications

Colour Range	2700-6500k
Power	100W ~ 240W
Lumen Efficiency	115lm/W
Input Voltage	100 ~ 240V AC
Chipset	Seoul
LED Driver	Class II
CRI	> 80
Beam Angle	90° / 130°*70° / 50°*80°
Power Factor	> 0.9

Dimensions (mm)

Slip Fitter:	100W-120W	545*350*170
	150W-180W	637*350*170
	240W	729*350*170
Straight Arm Bracket:	100W-120W	500*350*170
	150W-180W	592*350*170
	240W	684*350*170
Trunnion Bracket:	100W-120W	460*350*170
	150W-180W	552*350*170
	240W	644*350*170



Shoebox 02 LED Carpark/Street Light IP65

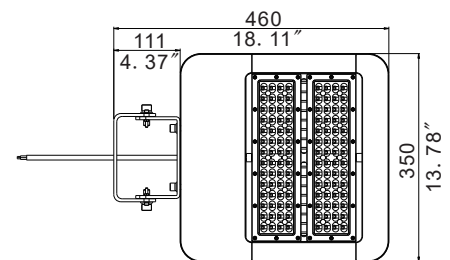
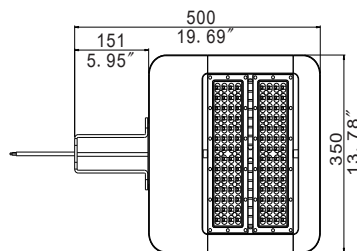
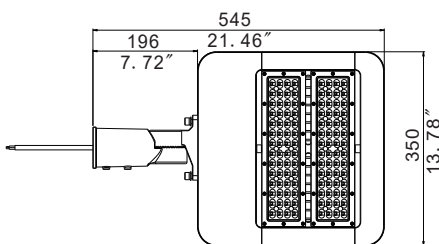
Dimensions

Slip Fitter:

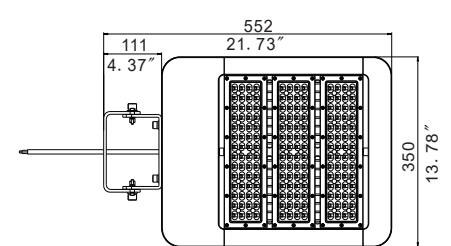
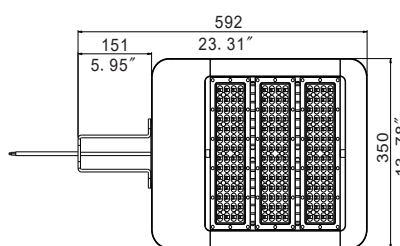
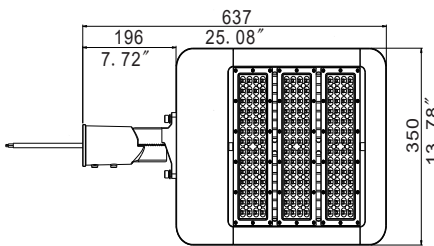
Straight arm bracket:

Trunnion bracket:

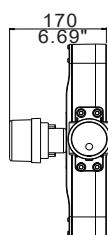
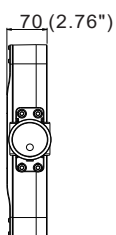
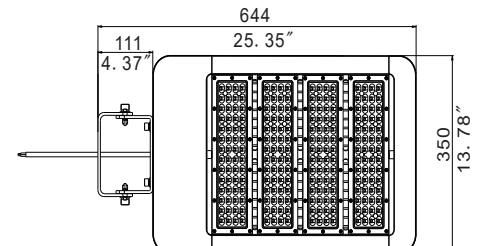
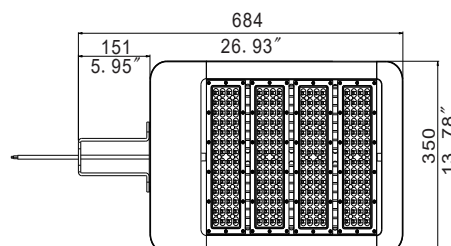
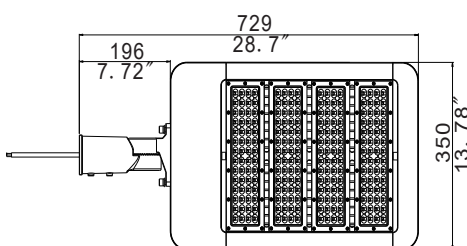
100W-120W



150W-180W

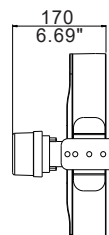
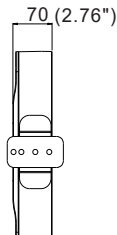


240W



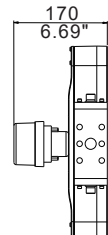
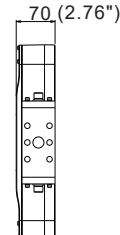
Normal series

Photocontroller Series



Normal series

Photocontroller Series



Normal series

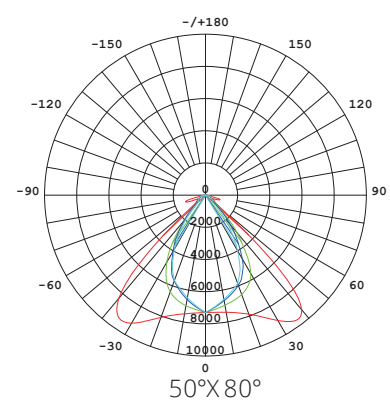
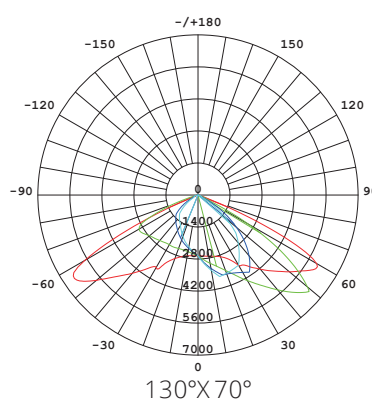
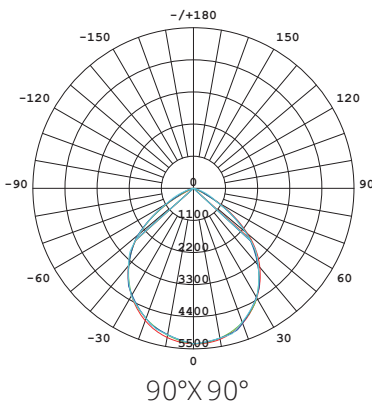
Photocontroller Series




greenlux
cost reduction LED lighting

Shoebox 02 LED Carpark/Street Light IP65

Photometrics



Model#	Dimension	Beam Angle	CCT	Lumens	Wattage	Weight
GSSHO-100W-02	545*350*170	90°	2700-6500k	11500	100W	6.5kg
GSSHO-120W-02	500*350*170	130°*70°		13800	120W	6.5kg
	460*350*170	50°*80°				
GSSHO-150W-02	637*350*170	90°	2700-6500k	17250	150W	7.5kg
GSSHO-180W-02	592*350*170	130°*70°		20700	180W	7.7kg
	552*350*170	50°*80°				
GSSHO-240W-02	729*350*170	90°	2700-6500k	27600	240W	8.9kg
	684*350*170	130°*70°				
	644*350*170	50°*80°				



NOTE: All electrical work must be carried out by a licensed electrician as per the latest AS 3000 wiring regulations.



All entry points should be sealed properly to maintain the IP65 rating of the fitting. Warranty void if water damage found.