




greenlux
cost reduction LED lighting

Horizon LED Linear Light 7250

GSHOR-18W-7250-2F
GSHOR-36W-7250-4F
GSHOR-45W-7250-5F
GSHOR-45W-7250-6F

- No UV or IR rays. No mercury
- Replaces traditional T8 Fixture
- High light output 1500/ 2919/ 3375lms
- High quality Aluminium Housing
- 2 types installation method: Surface mounted and Hanging
- IP40 Rated
- 3 Years Warranty
- Applications include Hotels, Hallways, Offices, Commerical and Industrial buildings
Schools, Colleges, Universities and hospitals



Specifications

Colour Range	2700-6500k
Power Consumption	18W / 36W / 45W
Lumens	1500 / 2919 / 3375lm
Luminous Efficiency	100lm/W
Input Voltage	100V/240V AC
Operating Temp.	-20°C to 45°C
Beam angle	110°
CRI	80
PF	>0.95
Housing Material	Aluminum lamp body and PC cover
IP Rating	IP40
Dimmable	0-10V / Triac / Dali

Dimensions & Materials

Product Dimensions (mm)	2Ft 606*50*72 (LxWxH)
	4Ft 1204*50*72 (LxWxH)
	5Ft 1504*50*72 (LxWxH)
	6Ft 1804*50*72 (LxWxH)

Certification and Safety

Certifications	IP40, CE, RoHS, SAA, RCM
Environment	Indoor Location
Warranty	3 years

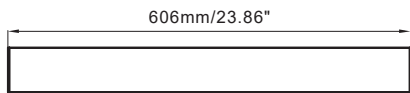




greenlux
cost reduction LED lighting

Horizon LED Linear Light 7250

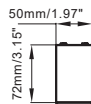
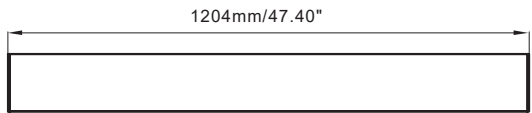
Dimensions (Unit: mm/inch)



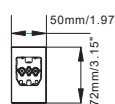
one side



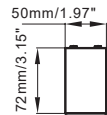
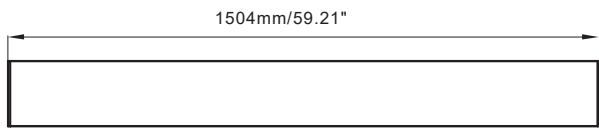
the other side



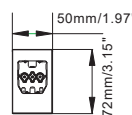
one side



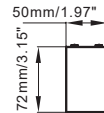

the other side



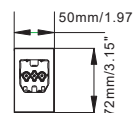
one side




the other side



one side



the other side

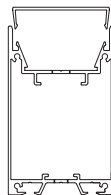


Features

1. Simple and modern design



2. Extrusion aluminum lamp body and PC cover.



3. Soft lighting effect, even distribution of light.



Installation and Connection

Installation Methods: Hanging & Surface Mounted



Available housing colors



Single run & Joinery connection





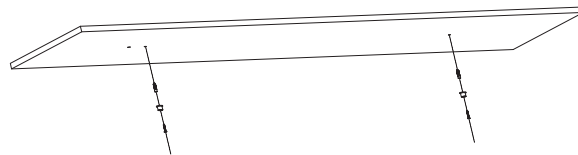
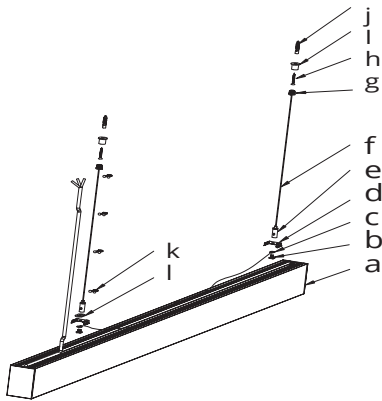
greenlux
cost reduction LED lighting

Horizon LED Linear Light 7250

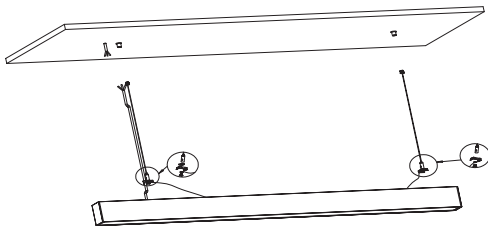
Hanging Installation

Step 1: Accessories


a.	7250 lamp	1pcs	b. square-headed screw	2pcs	c.	safety rope	4pcs	d.	clip	2pcs	
e.	sewing machine	2pcs	f. suspended rope	2pcs	g.	fixing head 1	2pcs	h.	4*30PA screw	2pcs	
i.	fixing head 2	2pcs	j.	rubber plug	2pcs	k.	8-figure buckle	1pcs	l.	doubling clamp	4pcs



Step 2: Drill holes in the ceiling, push the rubber plug into the ceiling, fix the fixing head 2 in the ceiling with 4*30PA screws.




Step 3: a. Thread the square-headed screw through fixing hole of safety rope, clamp and 8-figure buckle. Fix firmly
b. Thread the square-headed screw through fixing hole of safety rope, clamp, and fix.



Step 4: Thread the power wire through 8-figure buckle fixed on the left, then install the whole set of fixing clips on the lamp.

Step 5: Fix the fixing head 1 with fixing head 2 tightly, and adjust cable to balance the lamp. Finally connect input wire of lamp.





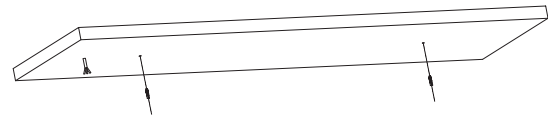
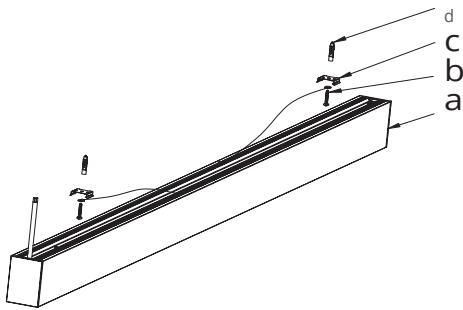
greenlux
cost reduction LED lighting

Horizon LED Linear Light 7250

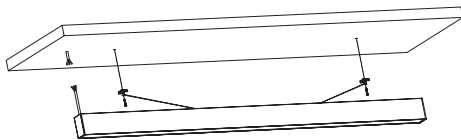
Surface mounted

Step 1: Accessories

a.	7250 lamp	1 pcs	b.	4*25PM screw	2pcs	c.	clip	2pcs	d.	rubber plug	2pcs
----	-----------	-------	----	--------------	------	----	------	------	----	-------------	------



Step 2: Drill holes in the ceiling, and push rubber plug into the hole.



Step 3: Thread 4*25PA screw through fixing hole of safety rope and clip, Fix 4*25PA screws and rubber plugs tightly.



Step 4: Connect input wire of lamp and install the lamp on the clip.

Model	CCT	LED Type	Lumen(lm)	Power	Length(mm)	Voltage(V)
GSHOR-18W-7250-2F	2800-6500K	2835	1500lm	18W	606	AC100-240V
GSHOR-36W-7250-4F			2919lm	36W	1204	
GSHOR-45W-7250-5F			3375lm	45W	1504	
GSHOR-45W-7250-6F			3375lm	45W	1804	