





Infinity 03 Linear LED High Bay



Better solutions for a Led Linear Highbays

-  Ip65 water-proof
-  AC 100-277V 50/60Hz
-  Easy Installation
-  130Lm/w
- Operating Temp.:** -40°C ~+50°C
- Storage Temp.:** -40°C ~+80°C

Options

Power
SOSEN DRIVER

Color
3000K
4000K
5000K
5700K



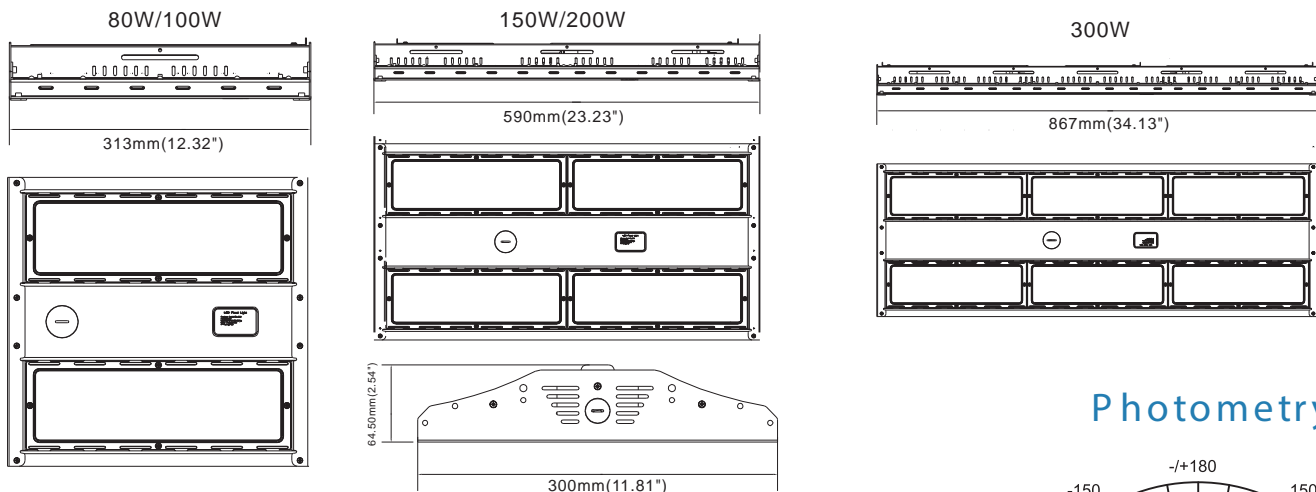
Application

Factories, Steel Mills, Steel Smelting Plants, Farms, sport Facilities & Workshops, Storage Facilities & Warehouses, Supermarkets & Department Stores, Showrooms, Design Centers & Galleries.

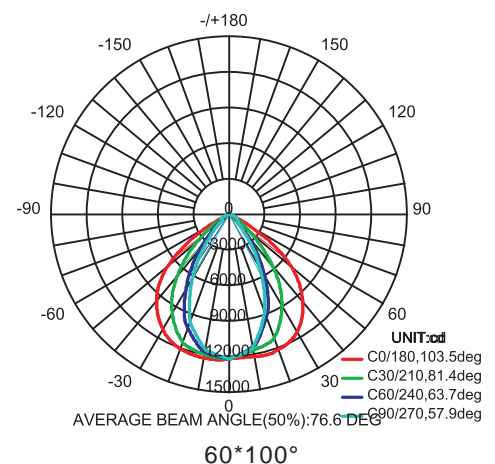
Specifications

Item	Power	Luminous Efficacy	Leds	CRI	Weight	Beam Angle
GBINF-80W-03	80W	130lm/W	SMD 2835	> 80	3.00kg	60*100°
GBINF-100W-03	100W	130lm/W	SMD 2835	> 80	3.00kg	60*100°
GBINF-150W-03	150W	130lm/W	SMD 2835	> 80	4.90kg	60*100°
GBINF-200W-03	200W	130lm/W	SMD 2835	> 80	4.90kg	60*100°
GBINF-300W-03	300W	130lm/W	SMD 2835	> 80	8.00kg	60*100°

Dimensions (mm)



Photometry



Infinity 03 Linear LED High Bay

Model Options



P1 Hanging Installation (Standard)



P2 Ceiling Installation



P3 Hanging Installation

Installation

P1 Hanging Installation (Standard)

1 	2 	3 	4 	5 		
--------------	--------------	--------------	--------------	--------------	--	--

Power	Qty
80W	2
100W	2
150W	2
200W	2
300W	2

Power	L	D
80W	310mm	8mm
100W	310mm	8mm
150W	590mm	8mm
200W	590mm	8mm
300W	870mm	8mm

P2 Ceiling Installation

1 	2 	3 	4 	5
--------------	--------------	--------------	--------------	--------------

Power	Qty
80W	2
100W	2
150W	4
200W	4
300W	6

Power	L1	L2	D
80W		54mm	8mm
100W		54mm	8mm
150W	400mm	54mm	8mm
200W	400mm	54mm	8mm
300W	660mm	54mm	8mm

6 	7 		
--------------	--------------	--	--

P3 Pole installation

1 	2A 	2B 	3 		
--------------	---------------	---------------	--------------	--	--

Power	L	Qty
80W		1
100W		1
150W	400mm	2
200W	400mm	2
300W	660mm	3

Sensor Optional

 1. PIR Motion Sensor	 2. Microwave Motion Sensor	 3. Thermal Type Photocontrol (Build-in Sensor)
---	---	---