



PL Series

LED Pendant Light

PL120 / PL100 / PL50



Description

- Pendant Light for indoor use.
- Supplied with different shape glass lampshade.
- Low glare design.

Finish

Black / White

Material

- Aluminium
- Glass



Specification

Light Source

Light source	Citizen Dim to Warm Chip
Output (W)	350mA 18V 6.3W
Total power consumption (W):	7W
Colour temperature	1960K-2850K 2700K/3000K/4000K Single Colour are available
CRI	90
Photobiological risk	RG1
Real Lumen	385
Lm/Real W	61
Life Time	50.000H
MacAdam steps	3
UGR	19
Hanging Wire	3m (Adjustable)

GEAR

This product is supplied with HEP
LNDC6W350LRP(Dali)
LNTC10W350LR(phase-cut)

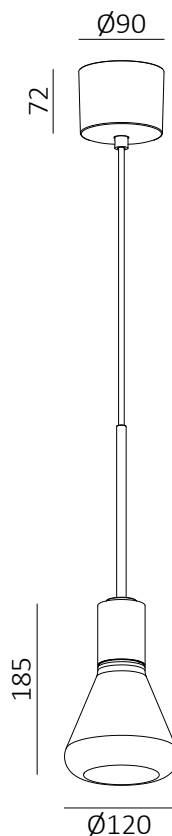

Luminaire

IP21 for indoor using

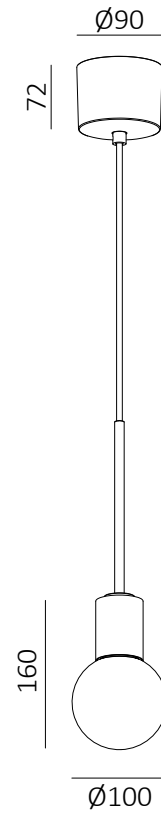
Warranty 5 Years



PL120 Dimension (mm)



PL100 Dimension (mm)



PL50 Dimension (mm)

