

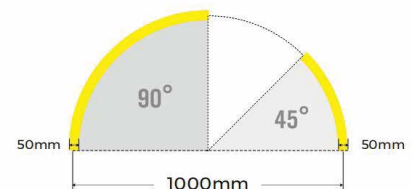
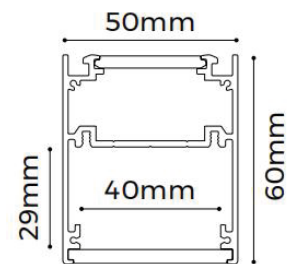
# Chain GAH5060 D1000 Up/Down

## LED Curve & Round Linear Lighting System



### Features


- Lighting direction : Lighting upward and downward
- Various installation ways: pendant, surface mounted
- Specially designed light source with diffusers producing homogeneous and soft lighting
- Ever-changing shapes generated by means of super free application and connections of lines and arcs
- Flexible diffuser making it easy for installation without connections for over length application and light leakage
- AL6063-T5 aluminum profile with high-quality surface treatment and three optional colors of black, white and silver








# Chain GAH5060 D1000 Up/Down

## LED Curve & Round Linear Lighting System

### Details



### Optional Accessories

Picture	Item	Parameter
	①Profile	Material : AL6063-T5 Profile weight : 0.48kg / D1000mm , 45° Size : 50x60mm , D1000mm , 45 50x60mm , D1000mm , 90° Surface processing: Spray
	②Cover	35 cover Size : L20000*W32*H3.5mm 50 cover Size : L20000*W47*H4mm Light transmittance: 60%
	③End cap	Size : L60*W50*H2mm
	④Rigid modular GCDY8140-24V-20mm-10A45	Material : AL,CCT:1900/2300/2700/3000/3500/4000/5000/6000K ; CRI > 80 ; Voltage : 24V ; Power : 7.5W/pcs ; Lumen : 820Lm/m ; Width : 20mm ; Minimum cutting unit : 14LEDs ;
	⑤Screw set GCCL-15	Size : M3.5*50mm

# Chain GAH5060 D1000 Up/Down

## LED Curve & Round Linear Lighting System

Picture	Item	Parameter
	Pendant cable GCPY-CBCC	Size : $\phi 250 \times H25 \text{mm}$
	Pendant cable GCPN-WA2/4	Steel cable: $D1.5 \times 2000 \setminus 4000 \text{mm}$ \ maximum load bearing: 13Kg
	Pendant cable GCPN-CA2/4	Size: 20AWG \ 2000mm \ maximum load bearing: 6.5Kg
	Connect fitting GCEX-25	Size : $L39.5 \times W20 \times H12 \text{mm}$
	Clips GCCP-29	

### Optical Parameter

GAH5060 D1000 module/GCDY8140-24V-20mm-10A45 light source, frosted diffuser

