

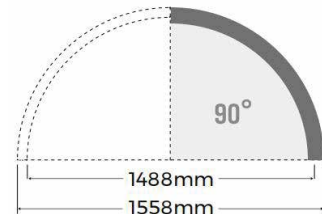
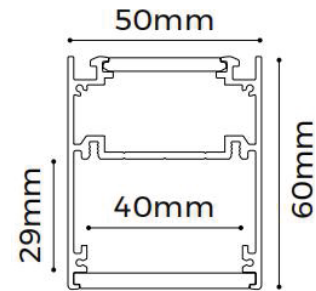
Chain GAH5060 D1558 Inward & Outward

LED Curve & Round Linear Lighting System



Features


- Lighting direction : Lighting inward and outward
- Various installation ways: pendant, surface mounted
- Specially designed light source with diffusers producing homogeneous and soft lighting
- Ever-changing shapes generated by means of super free application and connections of lines and arcs
- Flexible diffuser making it easy for installation without connections for over length application and light leakage
- AL6063-T5 aluminum profile with high-quality surface treatment and three optional colors of black, white and silver








Chain GAH5060 D1558 Inward & Outward

LED Curve & Round Linear Lighting System

Details








Optional Accessories

Picture	Item	Parameter
	① Profile	Profile weight : 1.41kg / D1500mm , 90° Size : 50x60mm , D1500mm , 90° Material : AL6063-T5 Surface processing: Spray
	② Cover	35 cover Size : L20000*W32*H3.5mm 50 cover Size : L20000*W47*H4mm Light transmittance: 60%
	③ End cap	Size : L60*W50*H2mm
	④ Flexible modular GCD8140-24V-20mm	Material : FPC,CCT:1900/2300/2700/3000/3500/4000/5000/6000K ; CRI > 80 ; Voltage : 24V ; Power : 19.2W/M ; Lumen : 2120Lm/m ; Width : 20mm ; Minimum cutting unit : 14LEDs/98mm ;
	⑤ Screw set GCCL-15	Size : M3.5*50mm

Chain GAH5060 D1558 Inward & Outward

LED Curve & Round Linear Lighting System

Picture	Item	Parameter
	Pendant cable GCPN-CBDD	Size : $\phi 350 \times H20\text{mm}$
	Pendant cable GCPN-WA2/4	Steel cable: $D1.5 \times 2000 \setminus 4000\text{mm}$ \ maximum load bearing: 13Kg
	Pendant cable GCPN-CA2/4	Size: 20AWG \ 2000mm \ maximum load bearing: 6.5Kg
	Connect fitting GCEX-25	Size : $L39.5 \times W20 \times H12\text{mm}$
	Clips GCCP-29	

Optical Parameter

GAH5060 D1558 module/GCD8140-24V-20mm light source, frosted diffuser

