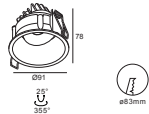

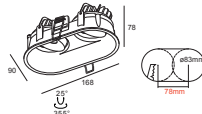


# Twinlight Series LED Downlight

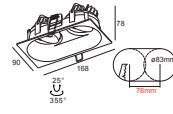
## Twinlight Gimbal



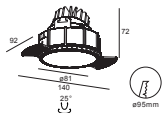
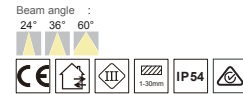
**GATWI-7W-G83-S**  
Power :1X7W/350mA/Max.19V  
CCT :2700/3000/4000K  
Flux :700lm  
CRI :≥92  
Cutout :ø83mm



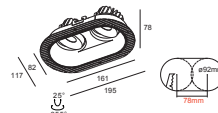
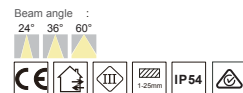
**GATWI-2x7W-G83-DR**  
Power :2X7W/350mA/2X Max.19V  
CCT :2700/3000/4000K  
Flux :2X700lm  
CRI :≥92  
Cutout :2xø83-78mm



**GATWI-2x7W-G83-DS**  
Power :2X7W/350mA/2X Max.19V  
CCT :2700/3000/4000K  
Flux :2X700lm  
CRI :≥92  
Cutout :2xø83-78mm



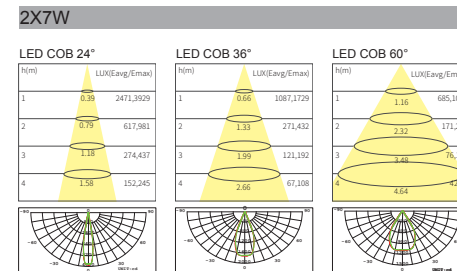
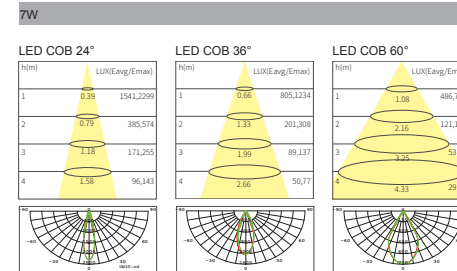
**GATWI-7W-GT95-S Trimless**  
Power :1X7W/350mA/Max.19V  
CCT :2700/3000/4000K  
Flux :700lm  
CRI :≥92/85  
Cutout :ø95mm



**GATWI-2x7W-GT92-DR Trimless**  
Power :2X7W/350mA/2X Max.19V  
CCT :2700/3000/4000K  
Flux :2X700lm  
CRI :≥92/85  
Cutout :2xø92-78mm

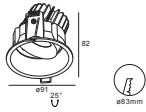



Colour: TW TB



# Twinlight Series LED Downlight

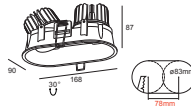
Colour: TW TB



**GATWI-10W-G83-S**

Power :1X10W/500mA/Max.19V  
CCT :2700/3000/4000K  
Flux :850lm  
CRI :≥92  
Cutout :ø83mm

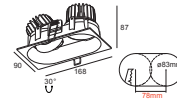
Beam angle :  
24° 36° 60°



**GATWI-2x10W-G83-DR**

Power :2X10W/500mA/2X Max.19V  
CCT :2700/3000/4000K  
Flux :2X850lm  
CRI :≥92  
Cutout :2Xø83-78mm

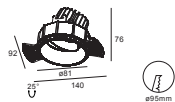

Beam angle :  
24° 36° 60°



**GATWI-2x10W-G83-DS**

Power :2X10W/500mA/2X Max.19V  
CCT :2700/3000/4000K  
Flux :2X850lm  
CRI :≥92  
Cutout :2Xø83-78mm

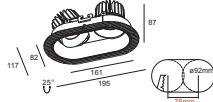
Beam angle :  
24° 36° 60°



**GATWI-10W-GT95-S Trimless**

Power :1X10W/500mA/Max.19V  
CCT :2700/3000/4000K  
Flux :900lm  
CRI :≥92  
Cutout :ø95mm

Beam angle :  
24° 36° 60°



**GATWI-2x10W-GT92-DR Trimless**

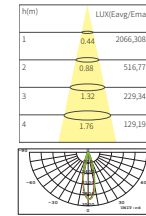
Power :2X10W/500mA/2X Max.19V  
CCT :2700/3000/4000K  
Flux :2X900lm  
CRI :≥92  
Cutout :2Xø92-78mm

Beam angle :  
24° 36° 60°

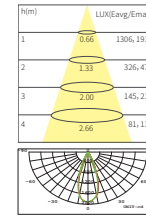


**10W**

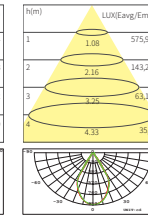
**LED COB 24°**



**LED COB 36°**

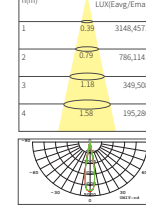


**LED COB 60°**

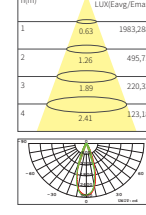


**2X10W**

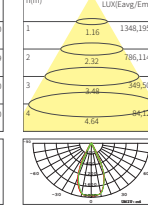
**LED COB 24°**



**LED COB 36°**

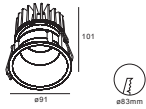


**LED COB 60°**



# Twinlight Series LED Downlight

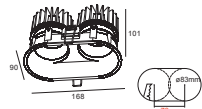
## Twinlight Fixed



### GATWI-13W-F83-S

Power :1X13W/350mA/Max.37V  
CCT :2700/3000/4000K  
Flux :1170lm  
CRI :≥92  
Cutout :ø83mm

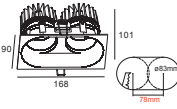
Beam angle : 12° 24° 36°



### GATWI-2x13W-F83-DR

Power :2X13W/350mA/2X Max.37V  
CCT :2700/3000/4000K  
Flux :2X1300lm  
CRI :≥92  
Cutout :2Xø83-78mm

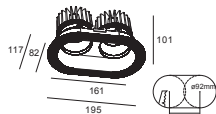
Beam angle : 12° 24° 36°



### GATWI-2x13W-F83-DS

Power :2X13W/350mA/2X Max.37V  
CCT :2700/3000/4000K  
Flux :2X1300lm  
CRI :≥92  
Cutout :2Xø83-78mm

Beam angle : 12° 24° 36°



### GATWI-2x13W-FT92-DR Trimless

Power :2X13W/350mA/2X Max.37V  
CCT :2700/3000/4000K  
Flux :2X1300lm  
CRI :≥92/85  
Cutout :2Xø92-78mm

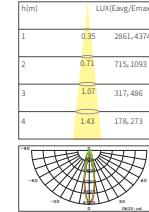
Beam angle : 12° 24° 36°



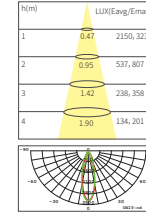
Colour: TW TB

## 13W

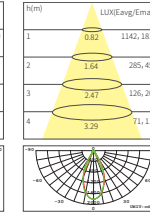
### LED COB 12°



### LED COB 24°

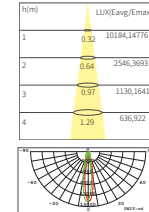


### LED COB 36°

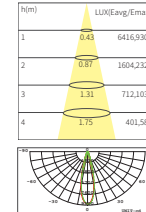


## 2X13W

### LED COB 12°



### LED COB 24°



### LED COB 36°

