

DLII-mini



GJDUL1002C-LED



GJDUL3001C-LED



Recessed down lights



Professional hotel lighting
Classic club lighting



CCT: 2700 / 3000 / 3500 / 4000 / 5000 / 6500 K


CRI: 90
Power: LED SMD 1.5W @ DC 3V 350mA Driver
Input Voltage: AC 220V / 50Hz
Beam Angle: 15° / 25° / 45°
Control: 0 or 1-10V / Dali

GJDUL1002C-LED Black

CRI: 90
Power: LED SMD 1.5W @ DC 3V 350mA Driver
Input Voltage: AC 220V / 50Hz
Beam Angle: 15° / 25° / 45°
Control: 0 or 1-10V / Dali

GJDUL1003C-LED Black

Professional hotel lighting
Classic club lighting



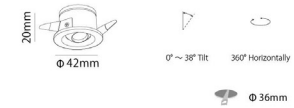
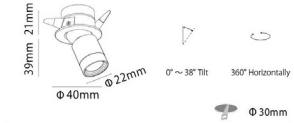
GJDUL3001C-LED



GJDUL3002C-LED



Recessed down lights



DLII-mini



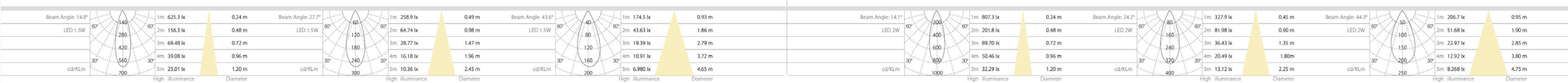
CCT: 2700 / 3000 / 3500 / 4000 / 5000 / 6500 K

CRI: 90
Power: LED SMD 2W @ DC 3V 500mA Driver
Input Voltage: AC 220V / 50Hz
Beam Angle: 6° ~ 60°
Control: 0 or 1-10V / Dali

GJDUL3001C-LED Black

CRI: 90
Power: LED SMD 2W @ DC 3V 500mA Driver
Input Voltage: AC 220V / 50Hz
Beam Angle: 15° / 25° / 45°
Control: 0 or 1-10V / Dali

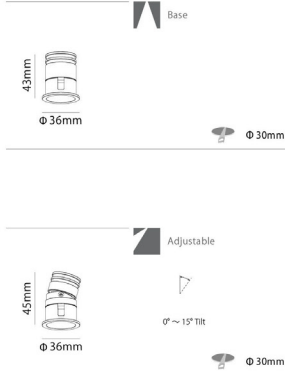
GJDUL3002C-LED Black



DLII-mini



Recessed down lights



Professional hotel lighting
Classic club lighting



CRI: 90
Power: LED SMD 1.5W @ DC 3V 350mA Driver
Input Voltage: AC 220V / 50Hz
Beam Angle: 8° / 15° / 24°
Control:
TRIAC DIM / 0 or 1-10V / 2.4G or Bluetooth / Dali / DMX512

GJDUL102-LED White

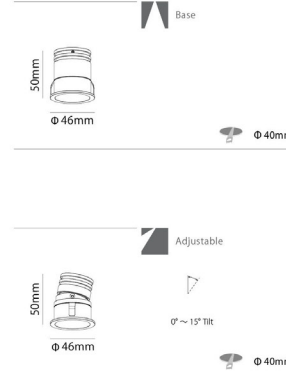
CRI: 90
Power: LED SMD 1.5W @ DC 3V 350mA Driver
Input Voltage: AC 220V / 50Hz
Beam Angle: 15° / 24°
Control:
TRIAC DIM / 0 or 1-10V / 2.4G or Bluetooth / Dali / DMX512

GJDUL202-LED White

Professional hotel lighting
Classic club lighting



Recessed down lights



DLII-mini



CRI: 90
Power: LED SMD 3W @ DC 3V 700mA Driver
Input Voltage: AC 220V / 50Hz
Beam Angle: 6° / 12° / 24° / 36°
Control:
TRIAC DIM / 0 or 1-10V / 2.4G or Bluetooth / Dali / DMX512

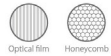
GJDUL104-LED White

CRI: 90
Power: LED SMD 3W @ DC 3V 700mA Driver
Input Voltage: AC 220V / 50Hz
Beam Angle: 8° / 15° / 24°
Control:
TRIAC DIM / 0 or 1-10V / 2.4G or Bluetooth / Dali / DMX512

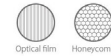
GJDUL204-LED White



For: GJDUL102-LED



For: GJDUL104-LED




Beam Angle	High Illuminance (lx)	Diameter (m)	Beam Angle	High Illuminance (lx)	Diameter (m)	Beam Angle	High Illuminance (lx)	Diameter (m)	Beam Angle	High Illuminance (lx)	Diameter (m)	Beam Angle	High Illuminance (lx)	Diameter (m)
GJDUL102-LED LED 1.5W 8.5°	1423	0.15	GJDUL102-LED LED 1.5W 16.3°	607.5	0.29	GJDUL102-LED LED 1.5W 23.9°	262.6	0.42	GJDUL104-LED LED 3W 7.4°	5616	0.13	GJDUL104-LED LED 3W 10.2°	2473	0.18
GJDUL102-LED LED 1.5W 30°	355.8	0.30	GJDUL102-LED LED 1.5W 47°	151.9	0.58	GJDUL102-LED LED 1.5W 60°	65.65	0.84	GJDUL104-LED LED 3W 30°	1404	0.26	GJDUL104-LED LED 3W 40°	681.2	0.36
GJDUL102-LED LED 1.5W 60°	158.1	0.45	GJDUL102-LED LED 1.5W 90°	67.50	0.87	GJDUL102-LED LED 1.5W 120°	29.18	1.26	GJDUL104-LED LED 3W 60°	624.0	0.39	GJDUL104-LED LED 3W 80°	274.8	0.54
GJDUL102-LED LED 1.5W 150°	37.97	1.16	GJDUL102-LED LED 1.5W 180°	16.41	1.68	GJDUL102-LED LED 1.5W 225°	10.50	2.10	GJDUL104-LED LED 3W 90°	351.0	0.52	GJDUL104-LED LED 3W 100°	154.6	0.72
GJDUL102-LED LED 1.5W 300°	24.30	1.45	GJDUL102-LED LED 1.5W 360°	10.50	2.10	GJDUL102-LED LED 1.5W 450°	7.07	2.54	GJDUL104-LED LED 3W 120°	224.6	0.65	GJDUL104-LED LED 3W 150°	98.91	0.90
GJDUL202-LED LED 1.5W 8.5°	544.4	0.30	GJDUL202-LED LED 1.5W 16.3°	270.9	0.39	GJDUL202-LED LED 1.5W 22.1°	169.3	0.56	GJDUL204-LED LED 3W 8.6°	1735	0.15	GJDUL204-LED LED 3W 11.5°	1336	0.20
GJDUL202-LED LED 1.5W 30°	136.1	0.60	GJDUL202-LED LED 1.5W 45°	67.73	0.78	GJDUL202-LED LED 1.5W 60°	30.10	1.17	GJDUL204-LED LED 3W 30°	433.6	0.30	GJDUL204-LED LED 3W 40°	192.7	0.45
GJDUL202-LED LED 1.5W 90°	60.49	0.90	GJDUL202-LED LED 1.5W 120°	34.03	1.20	GJDUL202-LED LED 1.5W 150°	16.93	1.56	GJDUL204-LED LED 3W 60°	192.7	0.45	GJDUL204-LED LED 3W 80°	108.4	0.60
GJDUL202-LED LED 1.5W 180°	21.78	1.30	GJDUL202-LED LED 1.5W 225°	10.84	1.95	GJDUL202-LED LED 1.5W 270°	7.07	2.54	GJDUL204-LED LED 3W 90°	128.4	0.60	GJDUL204-LED LED 3W 100°	69.38	0.75
GJDUL202-LED LED 1.5W 360°	10.84	1.95	GJDUL202-LED LED 1.5W 450°	7.07	2.54	GJDUL202-LED LED 1.5W 540°	4.74	3.54	GJDUL204-LED LED 3W 120°	85.4	0.75	GJDUL204-LED LED 3W 150°	25.36	2.15

DLII Mini Series

LED Recessed Downlight

DLII-mini



GJDUL106-LED

GJDUL206-LED

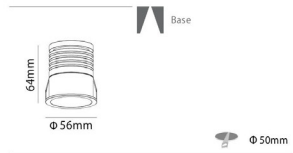
IP20
High CRI

TRIAC DIM
2.4G
Bluetooth
DALI

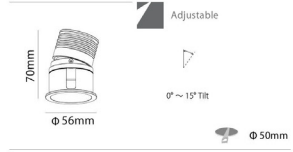
For: GJDUL106-LED

Optical film
Honeycomb


Recessed down lights



Base
64mm
Φ 56mm



Adjustable
70mm
Φ ~ 15° Tilt
Φ 56mm



Beam Angle: 8°
Beam Angle: 24°
Beam Angle: 36°

Professional focal lighting
Classic club lighting

Cut-off angle 60°

CCT: 2700 / 3000 / 3500 / 4000 / 5000 / 6500 K

CRI: 90
Power: LED SMD 5W @ DC 3V 1500mA Driver
Input Voltage: AC 220V / 50Hz
Beam Angle: 8° / 12° / 18° / 24° / 36°
Control: TRIAC DIM / 0 or 1-10V / 2.4G or Bluetooth / Dali / DMX512

GJDUL106-LED White

CRI: 90
Power: LED SMD 5W @ DC 3V 1500mA Driver
Input Voltage: AC 220V / 50Hz
Beam Angle: 8° / 12° / 24° / 36°
Control: TRIAC DIM / 0 or 1-10V / 2.4G or Bluetooth / Dali / DMX512

GJDUL206-LED White

Beam Angle	LED SW	1m	2m	3m	4m	5m	High Illuminance	Diameter
6.2°	LED SW	1400 lx	2800 lx	4200 lx	5600 lx	7000 lx	2694 lx	0.60 m
10.3°	LED SW	700 lx	1400 lx	2100 lx	2800 lx	3500 lx	1325 lx	0.90 m
14.5°	LED SW	600 lx	1200 lx	1800 lx	2400 lx	3000 lx	1016 lx	1.25 m
22.0°	LED SW	400 lx	800 lx	1200 lx	1600 lx	2000 lx	742 lx	1.56 m
35.5°	LED SW	200 lx	400 lx	600 lx	800 lx	1000 lx	312 lx	2.25 m