
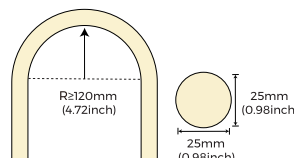



Flexi Neon NNR25



Features

- Light source: high luminous efficiency LED lamp beads, LM80 test certification;
- Process material: high light transmittance, high purity silica gel material, IP65 protection level;
- Optical design: unique optical light distribution structure design, 360° light output uniformly without shadows;
- Appearance design: skin-friendly surface treatment, comfortable touch, good flexibility, and simple shape;
- Product certification: UL, CE, ROHS, UCKA, CB, RCM and SAA;
- Environmental characteristics: salt solution resistance, acid and alkali corrosion resistance, flame retardant resistance, UV resistance;
- Working/storage temperature: Ta: -25~55°C / 0°C~60°C;
- Product application: office lighting, decorative lighting, artistic lighting, modeling contrast;
- 5 Years warranty.



Basic Parameters

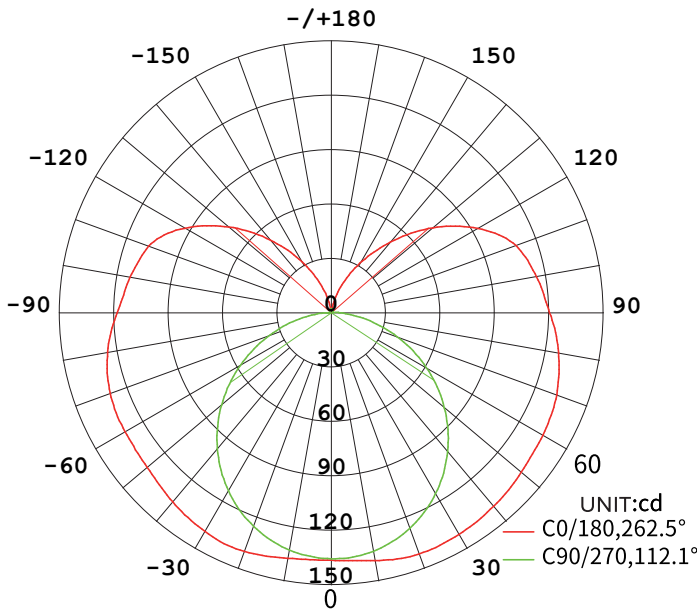
Model	CCT/colors	CRI	Input voltage (V)	Rated current (A/m)	Rated power (w/m)	Maximum power (w/m)	Lumens (LM/m)	Standard Length	Remark		
GCNNR25-9XX 24CSN050BCXXXX-ESD	2300K	>90	24V	0.6 (0.18A/ft)	14.4 (4.39W/ft)	16 (4.88W/ft)	750(225/ft)	1000mm (3.28ft)	Arbitrary cutting 4LED/11.97mm		
	2700K						950(285/ft)				
	3000K						950(285/ft)				
	4000K						950(285/ft)				
GCNNR25-0X 24CSN050BCXXXX-ESD	G 620-630nm	/		0.42 (0.13A/ft)	10 (3.05W/ft)	11 (3.35W/ft)	/	2500mm (8.2ft)	No cutting 14LED/41.67mm		
	B 465-470nm	/					/				
							/				
GCNNR25-0RGB 24CSN050BCXXXX-ESD	RGB	/					400(120/ft)	5000mm (16.4ft)	No cutting 14LED/50mm		
GCNNR25-9LWNW 24CSN050BCXXXX-ESD	2300K-4000K	>90			0.6 (0.18A/ft)	14.4 (4.39W/ft)	16 (4.88W/ft)	950(285/ft)		No cutting 24LED/31.25mm	
GCNNR25-9XX 48NSN050BS2000-ESD	2300K	>90		48V	0.26 (0.08A/ft)	12.5 (3.81W/ft)	13.3 (4.05W/ft)	810(245/ft)	20000mm (65.6ft)	No cutting 28LED/83.33mm	
	2700K							880(265/ft)			
	3000K							950(285/ft)			
	4000K							980(295/ft)			
GCNNR25-0RGBX 12CSN050BC0300-ESD	R	/			12V	1.5 (0.46A/ft)	18 (5.49W/ft)	20 (6.1W/ft)	55(15/ft)	3000mm (9.8ft)	Arbitrary cutting 2LED/11.11mm IC:(UCS1903)
	G								195(55/ft)		
	B								40(10/ft)		
	RGB		285(85/ft)								

Note:

1. The above parameters are tested based on 1m (3.28ft) standard products;
2. The luminous flux is allowed to have an error range of ±10%;
3. The above parameters are typical values;

The standard size of 4.24V is 1m (3.28ft), 2.5m (8.2ft), 5m (16.4ft); the standard size of 48V is 20m (65.6ft); the standard size of 12V is 3m (9.8ft);

Light Distribution



AVERAGE BEAM ANGLE(50%):187.3 DEG

Light distribution

Flux out:630.0 lm

Height	Eavg,Emax	Angle:179.00deg	Diameter
1m	0.0000,136.61x		22917.70cm
2m	0.0000,34.151x		45835.40cm
3m	0.0000,15.181x		68753.09cm
4m	0.0000,8.5371x		91670.79cm
5m	0.0000,5.4641x		114588.49cm
6m	0.0000,3.7941x		137506.19cm
7m	0.0000,2.7881x		160423.89cm
8m	0.0000,2.1341x		183341.59cm
9m	0.0000,1.6861x		206259.28cm
10m	0.0000,1.3661x		229176.98cm

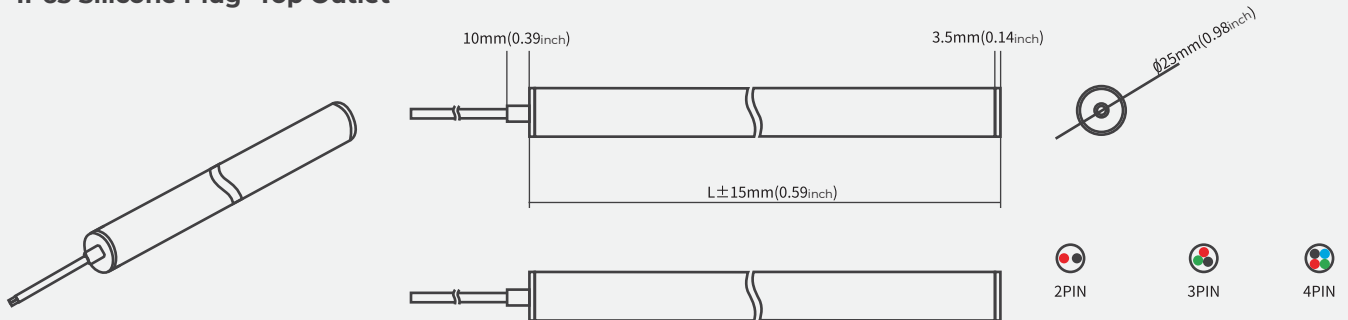
Note:The Curves indicate the illuminated area and the average illumination when the luminaire is at different distance.

Effective average illuminance

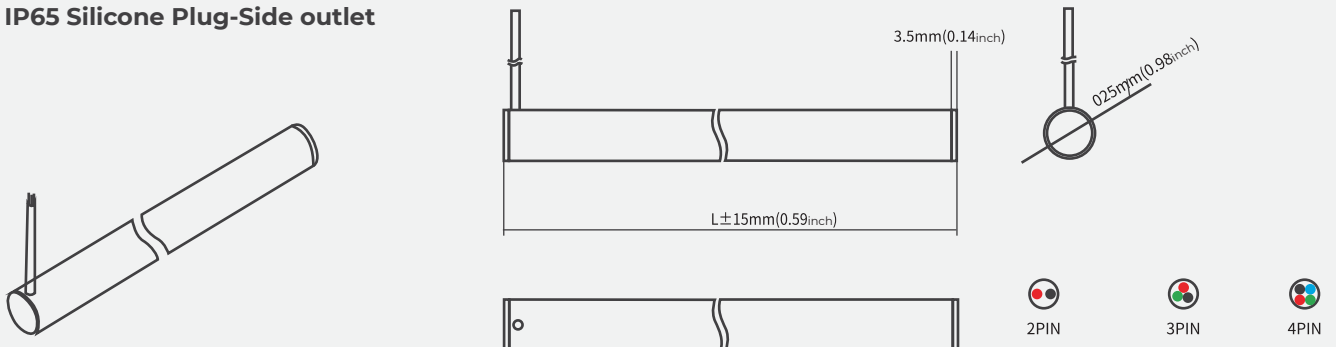
Note: The above data is based on 24V monochrome 4000K color temperature.

Product Mechanical Parameters

• IP65 Silicone Plug -Top Outlet



• IP65 Silicone Plug-Side outlet




Accessory Information

Installation schematic	Accessories Picture	name	Order model	quantity/ case	net weight (kg)	Per box net weight (kg)	Gross weight (kg)	Gross weight (mm)	Remark
		NNR25 ceiling Fixed installation components	AS-NNR25PI-25	100	0.01	1.00	1.20	250*250*150	Size:L25*W51.6*H27.8mm , With screws; 3pcs/1M;5pcs/2.5M;8pcs/5M
		Vertical hanging side outlet Install accessory kit (1m)	AS-NNR25VHS- 1000	16	0.28	4.40	5.29	1285*160*160	NNR25-XXXXBC0100 Round tube:1M;Wire rope:2M
		Vertical hanging side outlet Install accessory kit (2.5m)	AS-NNR25VHS- 2500	16	0.52	8.40	10.12	2580*165*165	NNR25-XXXXBC0250 Round tube:2.5M;Wire rope:2M
		Hang the top vertically Outlet installation accessory kit (1m)	AS-NNR25VHD- 1000	16	0.31	4.90	5.79	1285*160*160	NNR25-XXXXBC0100 Round tube:1M;Wire rope:2M
		Vertical hanging from the top Install accessory kit (2.5m)	AS-NNR25VHD- 2500	16	0.55	8.83	10.55	2580*165*165	NNR25-XXXXBC0250; Round tube:2.5M;Wire rope:2M
		Single-ended vertical ceiling Install accessory kit (1m)	AS-NNR25VCC- 1000	16	0.23	3.63	4.52	1285*160*160	NNR25-XXXXBC0100 Round tube:1M;
		Single-ended vertical ceiling Install accessory kit (2.5m)	AS-NNR25VCC- 2500	16	0.47	7.57	9.29	2580*165*165	NNR25-XXXXBC0250 Round tube:2.5M;
		Horizontal ceiling installation components	AS-NNR25LCX- 1000	15	0.08	1.20	1.80	1180*125*115	NNR25-XXXXBC0100 NNR25-XXXXBC0500 PC slot:1M;
		Horizontal hoisting Install components (38mm)	AS-NNR25LHX- 0038	96	0.07	6.75	7.35	365*365*190	NNR25-XXXXBC0100 NNR25-XXXXBC0250 NNR25-XXXXBC0500 Round tube:38mm; Wire rope:2pcs, L:2M;

Accessory Information

Installation schematic	name	Accessories Picture	Order model	quantity/ case (PCS)	net weight (kg)	Per box net weight (kg)	Gross weight (kg)	Gross weight (mm)	Remark
	Horizontal hoisting Install components (1M)		AS-NNR25LHX-1000	16	0.18	2.88	3.48	1180*125*115	NNR25-XXXXBC0100 Round tubeL:1M; Wire rope 2pcs L:2M;
	Horizontal hoisting Install components (2.5M)		AS-NNR25LHX-2500	16	0.33	5.28	6.28	2580*165*165	Round tubeL:2.5M; Wire rope 2pcs 2pcs L:2M;
	Double-ended vertical ceiling Kits		AS-NNR25VCC-XX-2	48	0.13	6.05	6.65	365*365*190	NNR25-XXXXBC0100 NNR25-XXXXBC0250 NNR25-XXXXBC0500
	Can be spliced Install components		AS-NNR25DHX-XX	48	0.05	2.30	2.91	365*365*190	NNR25-XXXXBC0100 NNR25-XXXXBC0250 NNR25-XXXXBC0500
	Concealed Install components		AS-NNR25DCX-XX	480	0.01	2.40	3.13	365*365*190	NNR25-XXXXBC0100 NNR25-XXXXBC0250 NNR25-XXXXBC0500
	Can be shaped and hoisted Install components		AS-NNR25DHX-0038	15	0.20	3.00	3.62	415*250*230	NNR25-XXXXBC0100 NNR25-XXXXBC0250 NNR25-XXXXBC0500 Round tube L:38mm; Telescopic rodL:0.6M
/	NNR25 Plug set		AS-NNR25GH0-EC	500	0.0004	0.20	1.00	250*250*150	/
/	Connector		AS-FC-0001	512	0.018	9.216	10.2	365*365*190	Suitable for monochromatic light strip
/	Connector		AS-FC-0002	512	0.018	9.216	10.2	365*365*190	Suitable for CCT light strip
/	Connector		AS-FC-0003	512	0.018	9.216	10.2	365*365*190	Suitable for RGB light strips

Accessory Information

name	describe	Accessories Picture	Section size	Order model	quantity/	net	Per box	Gross	Gross	Remark
					case	weight	net	weight	weight	
					(PCS)	(kg)	(kg)	(kg)	(mm)	
Glue	588G acidic glue		/	AS-PG-0002	150	0.014	2.1	2.4	250*250*150	10ml/pcs
Wire	2P PVC wire (0.5M)		/	AS-WS-0001	150	0.01541	2.31	2.61	250*250*150	Suitable for monochromatic light strips (Use the top-out line)
Wire	2P PVC wire (2M)			AS-WS-0002	125	0.0616	7.7	8	250*250*150	
Wire	4P PVC wire (0.5M)		/	AS-WS-0003	150	0.0194	2.91	3.21	250*250*150	Suitable for RGB strips (Use the top-out line)
Wire	4P PVC wire (2M)			AS-WS-0004	125	0.0776	9.7	10	250*250*150	

Product Control System Solutions

Product Image	product name	Product number	Order code	Product specifications	Applicable Products
	Monochrome remote	CK1-GBA	402-02-000000-00001	output signal:RF Working voltage:3VDC(CR2032) Remote control distance:30m Working temperature:Ta:0-30°C~0+55 °C	Monochrome light strip (Use with CR1-GBA)
	Monotone light controller	CR1-GBA	402-01-000000-00001	Input voltage:DC12-48V Output current:15A@12V/24V,10A@36V/48V Output Power:Max 180W@12V/Max 360W @24V/Max 360W@36V/Max 480W@48V Working temperature:-30°C— +55°C	Monochrome light strip (Use with CR1-GBA)
	CCT remote control	CK2-GBA	402-02-000000-00002	output signal:RF Working voltage:3VDC(CR2032) Remote control distance:30m Working temperature:Ta:0-30°C~0+55 °C	CCT light strip (Use with CR2-GBA)
	Color temperature controller	CR2-GBA	402-01-000000-00002	Input voltage:DC12-48V Output current:8A Output Power:Max 192W@12V/Max 284W @24V/Max 576W@36V/Max 768W@48V Working temperature:-30°C— +55°C	CCT light strip (Use with CK2-GBA)
	RGB/RGBW remote control	CK4-GBA	402-02-000000-00003	output signal:RF Working voltage:3VDC(CR2032) Remote control distance:30m Working temperature:Ta:0-30°C~0+55 °C	RGB/RGBW light strip (Use with CR3-GBA)
	RGB controller	CR3-GBA	402-01-000000-00003	Input voltage:DC12-48V Output current:18A Output Power:Max 216W@12V/Max 432W @24V/Max 648W@36V/Max 864W@48V Working temperature:-30°C— +55°C	RGB light strip (Use with CK4-GBA)
	Symphony Controller	K-8000C	23-01-00-0050	Power supply:DC 5V-24V input Power consumption:5W Working temperature:Ta:0-20 °C~0+85 °C	DMX/SPI magic lights with universal

Precautions


- Please use an isolated power supply to drive the LED light bar, and the ripple of the constant voltage source is less than 5%. Do not use resistance-capacitance step-down, non-isolated power supplies to drive the LED light bar.
- In actual applications, the power supply should reserve 20% of the margin (it is recommended to use only 80% of the power) to ensure sufficient voltage to drive the product.
- Please operate carefully, do not touch the AC power terminal when the power is on to prevent electric shock.
- Pay attention to the positive and negative poles of the power cord, and connect it correctly. Whether the voltage of the power supply and the product are the same, please avoid damage to the product.
- During the installation process, please avoid scratching, twisting and irregular bending of the product, otherwise it may cause irreparable damage to the product.
- In order to ensure the lifetime and reliability of the light strip, please do not bend it in an arc with a radius of 120mm or less. A small bending radius can damage the product itself.
- If the actual application length exceeds the specified use length, it will cause the lamp belt to overload and heat, and the brightness will be uneven.
- In order to prevent your eyes from damage, try to avoid staring at the light-emitting surface of the light bar for a long time.
- Non-professionals are prohibited from installing, disassembling and repairing the product.
- It is strictly forbidden to use any acidic or alkaline adhesives to fix products (including but not limited to glass glue, etc.).
- Different IP grades are used in different scenarios, and IP65 is not suitable for immersed environments.
- Products of different sizes and specifications under the same color temperature value due to structural differences, the final color of the product is slightly deviated, and it needs to be confirmed before use.
- Light strips that can be cut arbitrarily, and need to be glued or plugged after cutting.
- Colored light and color temperature are strictly prohibited to be cut to avoid damage to the lamp due to cutting.
- Please use professional cutting tools when cutting.



It is forbidden to wrap objects less than 120mm



NO stretching



No trampling

